

**GUIDE LINE REGISTER FOR THE YEAR**

**2011 - 2012**

**FIRKA : NERAVY**

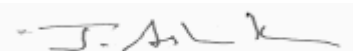
**VILLAGE: KEEZHAMANAI**

ZONAL OFFICER

  
SUB COLLECTOR(REVENUE)

## VILLAGE : 30 - KEEZHAMANAI

Sl.No.	Survey .No.	G/R	Land Type	GLR Value		Remarks
				Sq. Feet (₹)	Per Are(₹)	
1	1	G	GP	0	0	
2	2	G	GP	0	0	
3	3/1	R	Wet	-	5,000	
4	3/2	R	Wet	-	5,000	
5	3/3	G	GP	0	0	
6	4/1	R	Wet	-	5,000	
7	4/2	R	Wet	-	5,000	
8	4/3	G	GP	0	0	
9	4/4	G	GP	0	0	
10	4/5	G	GP	0	0	Temple Land
11	5/1	G	GP	0	0	
12	5/2	R	Wet	-	5,000	
13	5/3	R	Wet	-	5,000	
14	5/4	R	Wet	-	5,000	
15	5/5	G	GP	0	0	
16	5/6	G	GP	0	0	
17	6/1	G	GP	0	0	
18	6/2	R	Wet	-	5,000	
19	6/3	R	Wet	-	5,000	
20	6/4/A	R	Wet	-	5,000	
21	6/4/B	R	Wet	-	5,000	
22	6/5	R	Wet	-	5,000	
23	7/1	G	GP	0	0	
24	7/2	R	Wet	-	5,000	
25	7/3	R	Wet	-	5,000	
26	8	G	GP	0	0	
27	9	G	GP	0	0	
28	10/1	G	GP	0	0	
29	10/2	R	Wet	-	5,000	
30	10/3	R	Wet	-	5,000	
31	10/4	R	Wet	-	5,000	
32	11/1	R	Wet	-	5,000	



ZONAL OFFICER

SUB COLLECTOR(REVENUE)

## VILLAGE : 30 - KEEZHAMANAI

Sl.No.	Survey .No.	G/R	Land Type	GLR Value		Remarks
				Sq. Feet (₹)	Per Are(₹)	
33	11/2	R	Wet	-	5,000	
34	12	G	GP	0	0	
35	13	G	GP	0	0	
36	14/1	R	Wet	-	5,000	
37	14/2/A	R	Wet	-	5,000	
38	14/2/B	R	Wet	-	5,000	
39	15/1	G	GP	0	0	
40	15/1/B	R	Kudiyiruppu	-	0	
41	15/1/C	R	Kudiyiruppu	-	0	
42	15/1/D	R	Kudiyiruppu	-	0	
43	15/1/H	R	Kudiyiruppu	-	0	
44	15/1/I	R	Kudiyiruppu	-	0	
45	15/1/J	R	Kudiyiruppu	-	0	
46	15/1/K	R	Kudiyiruppu	-	0	
47	15/1/L	R	Kudiyiruppu	-	0	
48	15/1/N	R	Kudiyiruppu	-	0	
49	15/1/O	R	Kudiyiruppu	-	0	
50	15/1/P	R	Kudiyiruppu	-	0	
51	15/2	R	Wet	-	5,000	
52	15/3	G	GP	0	0	
53	15/4	G	GP	0	0	
54	15/10	R	Natham	25	-	
55	16/1	G	GP	0	0	
56	16/2	R	Wet	-	5,000	
57	16/3	G	GP	0	0	
58	17/1	G	GP	0	0	
59	17/2	R	Wet	-	5,000	
60	17/3	R	Wet	-	5,000	
61	17/4	R	Wet	-	5,000	
62	17/5	R	Wet	-	5,000	
63	17/6	R	Wet	-	5,000	
64	17/7	G	GP	0	0	

ZONAL OFFICER

  
 SUB COLLECTOR(REVENUE)

VILLAGE : 30 - KEEZHAMANAI

Sl.No.	Survey .No.	G/R	Land Type	GLR Value		Remarks
				Sq. Feet (₹)	Per Are(₹)	
65	18/1	G	GP	0	0	
66	18/2	R	Wet	-	5,000	
67	18/3	R	Wet	-	5,000	
68	18/4	R	Wet	-	5,000	
69	18/5	R	Wet	-	5,000	
70	18/6	R	Wet	-	5,000	
71	18/7	R	Wet	-	5,000	
72	18/8	R	Wet	-	5,000	
73	18/9	R	Wet	-	5,000	
74	18/10	R	Wet	-	5,000	
75	18/11	G	GP	0	0	
76	19/1	R	Dry	-	5,000	
77	19/2	R	Dry	-	5,000	
78	19/3	G	GP	0	0	
79	19/4	R	Dry	-	5,000	
80	19/5	R	Dry	-	5,000	
81	19/6	G	GP	0	0	
82	19/7	R	Dry	-	5,000	
83	19/8	R	Wet	-	5,000	
84	19/9	R	Wet	-	5,000	
85	19/10	G	GP	0	0	
86	19/11	R	Wet	-	5,000	
87	19/12	G	GP	0	0	
88	19/13	R	Wet	-	5,000	
89	19/14	R	Dry	-	5,000	
90	19/15	R	Dry	-	5,000	
91	19/16/A	G	GP	0	0	
92	19/16/B	R	Kudiyiruppu	-	0	
93	19/17	R	Natham	25	-	
94	19/18	R	Natham	25	-	
95	19/19	R	Natham	25	-	
96	19/20	R	Natham	25	-	



ZONAL OFFICER

SUB COLLECTOR(REVENUE)

## VILLAGE : 30 - KEEZHAMANAI

Sl.No.	Survey .No.	G/R	Land Type	GLR Value		Remarks
				Sq. Feet (₹)	Per Are(₹)	
97	19/21	R	Natham	25	-	
98	19/22/A	R	Natham	25	-	
99	19/22/B	R	Natham	25	-	
100	19/23	R	Natham	0	-	Temple Land
101	19/24	R	Natham	0	-	Temple Land
102	20/1	R	Wet	-	5,000	
103	20/2	R	Wet	-	5,000	
104	20/3	G	GP	0	0	
105	20/4	R	Dry	-	7,000	
106	20/5	R	Dry	-	7,000	
107	20/6/A	R	Dry	-	7,000	
108	20/6/B	R	Dry	-	7,000	
109	20/7	R	Wet	-	5,000	
110	20/8	R	Wet	-	5,000	
111	20/9	R	Wet	-	5,000	
112	20/10	G	GP	0	0	
113	20/11	G	GP	0	0	
114	20/11/A	R	Natham	25	-	
115	20/11/B	R	Natham	25	-	
116	20/12	G	GP	0	0	
117	21	G	GP	0	0	
118	22/1	R	Dry	-	7,000	
119	22/2	R	Wet	-	7,000	
120	22/3	G	GP	0	0	
121	22/4	R	Natham	25	-	
122	22/5	R	Natham	25	-	
123	22/6	R	Natham	25	-	
124	22/7	R	Natham	25	-	
125	22/8	R	Natham	25	-	
126	22/9/A	R	Natham	25	-	
127	22/9/B	R	Natham	25	-	
128	22/10	R	Natham	25	-	

ZONAL OFFICER


  
SUB COLLECTOR(REVENUE)

VILLAGE : 30 - KEEZHAMANAI

Sl.No.	Survey .No.	G/R	Land Type	GLR Value		Remarks
				Sq. Feet (₹)	Per Are(₹)	
129	23/1	R	Wet	-	7,000	
130	23/2	R	Wet	-	5,000	
131	23/3	R	Wet	-	5,000	
132	23/4	R	Wet	-	5,000	
133	23/5	R	Natham	25	-	
134	23/6	R	Wet	-	5,000	
135	23/7	R	Wet	-	5,000	
136	23/8	R	Dry	-	7,000	
137	23/9	R	Dry	-	7,000	
138	23/10	R	Wet	-	7,000	
139	23/11	R	Dry	-	7,000	
140	23/12	R	Dry	-	7,000	
141	23/13	R	Dry	-	7,000	
142	23/14	R	Wet	-	5,000	
143	23/15	R	Wet	-	5,000	
144	23/16	R	Natham	25	-	
145	23/17	R	Natham	25	-	
146	23/18	R	Natham	25	-	
147	23/19	R	Natham	25	-	
148	23/20	R	Natham	25	-	
149	24/1	R	Dry	-	7,000	
150	24/2	R	Dry	-	7,000	
151	24/3	R	Dry	-	7,000	
152	24/4	R	Dry	-	7,000	
153	24/5	R	Dry	-	7,000	
154	24/6	R	Dry	-	7,000	
155	24/7	R	Dry	-	7,000	
156	24/8	R	Dry	-	7,000	
157	24/9	G	GP	0	0	
158	24/10	R	Dry	-	7,000	
159	24/11	R	Wet	-	5,000	
160	25/1	R	Wet	-	5,000	

ZONAL OFFICER

  
 SUB COLLECTOR(REVENUE)

VILLAGE : 30 - KEEZHAMANAI

Sl.No.	Survey .No.	G/R	Land Type	GLR Value		Remarks
				Sq. Feet (₹)	Per Are(₹)	
161	25/2	R	Dry	-	7,000	
162	25/3	R	Dry	-	7,000	
163	25/4	R	Wet	-	5,000	
164	25/5	R	Wet	-	5,000	
165	25/6	R	Wet	-	5,000	
166	25/7	R	Wet	-	5,000	
167	25/8	G	GP	0	0	
168	25/9	R	Wet	-	5,000	
169	25/10	R	Wet	-	5,000	
170	25/11	R	Wet	-	5,000	
171	25/12	R	Dry	-	7,000	
172	25/13	G	GP	0	0	
173	26/1	R	Dry	-	7,000	
174	26/1/A	R	Kudiyiruppu	-	0	
175	26/1/B	R	Kudiyiruppu	-	0	
176	26/1/D	R	Kudiyiruppu	-	0	
177	26/2	G	GP	0	0	
178	26/3	R	Wet	-	7,000	
179	26/4	G	GP	0	0	
180	26/4/A	R	Natham	25	-	
181	26/4/B	R	Kudiyiruppu	-	0	
182	26/4/C	G	GP	0	0	
183	26/4/D	R	Kudiyiruppu	-	0	
184	26/5	G	GP	0	0	
185	26/6	G	GP	0	0	
186	26/7/A	R	Wet	-	5,000	
187	26/7/B	R	Wet	-	5,000	
188	26/8/A	R	Wet	-	5,000	
189	26/8/B	R	Wet	-	5,000	
190	26/9	R	Wet	-	5,000	
191	26/10	R	Dry	-	7,000	
192	26/11	R	Wet	-	7,000	

ZONAL OFFICER

  
 SUB COLLECTOR(REVENUE)

## VILLAGE : 30 - KEEZHAMANAI

Sl.No.	Survey .No.	G/R	Land Type	GLR Value		Remarks
				Sq. Feet (₹)	Per Are(₹)	
193	26/12	R	Wet	-	7,000	
194	26/13	R	Dry	-	7,000	
195	26/14	G	GP	0	0	
196	26/15	R	Natham	25	-	
197	26/16	R	Natham	25	-	
198	26/17	R	Natham	25	-	
199	26/18	R	Natham	25	-	
200	26/19	R	Natham	25	-	
201	26/20	R	Natham	25	-	
202	26/21	R	Natham	25	-	
203	26/22	R	Natham	25	-	
204	27/1	R	Wet	-	5,000	
205	27/2	R	Wet	-	5,000	
206	27/3	R	Wet	-	5,000	
207	27/4	R	Wet	-	5,000	
208	27/5	R	Dry	-	5,000	
209	27/6	G	GP	0	0	
210	28/1	G	GP	0	0	
211	28/2	R	Wet	-	5,000	
212	28/3	R	Wet	-	5,000	
213	28/4	R	Dry	-	5,000	
214	28/5	R	Wet	-	5,000	
215	28/6	R	Wet	-	5,000	
216	28/7	R	Wet	-	0	Temple Land
217	28/8	R	Dry	-	7,000	
218	28/9	G	GP	0	0	
219	29/1	G	GP	0	0	
220	29/2	R	Wet	-	5,000	
221	29/3	R	Wet	-	5,000	
222	29/4	R	Wet	-	5,000	
223	29/5	R	Wet	-	5,000	
224	29/6	R	Wet	-	5,000	

ZONAL OFFICER

  
 SUB COLLECTOR(REVENUE)

## VILLAGE : 30 - KEEZHAMANAI

Sl.No.	Survey .No.	G/R	Land Type	GLR Value		Remarks
				Sq. Feet (₹)	Per Are(₹)	
225	29/7	R	Wet	-	5,000	
226	29/8	G	GP	0	0	
227	30/1	R	Wet	-	5,000	
228	30/2	R	Wet	-	5,000	
229	30/3	R	Wet	-	5,000	
230	30/4	R	Wet	-	0	Temple Land
231	31	G	GP	0	0	
232	32/1	G	GP	0	0	
233	32/2	R	Wet	-	5,000	
234	32/3	R	Wet	-	5,000	
235	32/4	R	Wet	-	5,000	
236	32/5	R	Wet	-	5,000	
237	32/6	R	Wet	-	5,000	
238	32/7	R	Wet	-	5,000	
239	32/8	R	Wet	-	5,000	
240	32/9	R	Wet	-	5,000	
241	32/10	R	Wet	-	5,000	
242	32/11	G	GP	0	0	
243	32/12	R	Dry	-	0	Temple Land
244	32/13	R	Wet	-	5,000	
245	32/14	R	Wet	-	5,000	
246	32/15	R	Wet	-	5,000	
247	33/1	G	GP	0	0	
248	33/2	G	GP	0	0	
249	33/3	R	Wet	-	5,000	
250	33/4	R	Wet	-	5,000	
251	33/5	R	Wet	-	5,000	
252	33/6	G	GP	0	0	
253	33/7	R	Wet	-	5,000	
254	33/8	R	Wet	-	5,000	
255	33/9	R	Wet	-	5,000	
256	33/10	R	Wet	-	5,000	



ZONAL OFFICER

SUB COLLECTOR(REVENUE)

## VILLAGE : 30 - KEEZHAMANAI

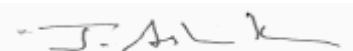
Sl.No.	Survey .No.	G/R	Land Type	GLR Value		Remarks
				Sq. Feet (₹)	Per Are(₹)	
257	33/11	R	Wet	-	5,000	
258	33/12	R	Wet	-	5,000	
259	33/13	R	Wet	-	5,000	
260	33/14	R	Wet	-	5,000	
261	34/1	G	GP	0	0	
262	34/2	R	Dry	-	7,000	
263	34/3	R	Wet	-	5,000	
264	34/4	R	Dry	-	0	Temple Land
265	34/5	R	Wet	-	5,000	
266	34/6	G	GP	0	0	
267	34/7	R	Wet	-	5,000	
268	34/8	R	Wet	-	5,000	
269	34/9	R	Wet	-	5,000	
270	34/10	R	Wet	-	5,000	
271	34/11	G	Dry	0	0	
272	34/12	R	Wet	-	5,000	
273	34/13	R	Wet	-	5,000	
274	34/14	R	Wet	-	5,000	
275	34/15	G	GP	0	0	
276	35/1	G	GP	0	0	
277	35/2	R	Wet	-	5,000	
278	35/3	R	Wet	-	5,000	
279	35/4	G	GP	0	0	
280	35/5	R	Wet	-	5,000	
281	35/6	R	Wet	-	5,000	
282	35/7	G	GP	0	0	
283	35/8	G	GP	0	0	
284	36	G	GP	0	0	
285	37/1	R	Dry	-	0	Temple Land
286	37/2	G	GP	0	0	
287	37/7	G	GP	0	0	
288	38/1	R	Dry	-	7,000	

ZONAL OFFICER

  
 SUB COLLECTOR(REVENUE)

## VILLAGE : 30 - KEEZHAMANAI

Sl.No.	Survey .No.	G/R	Land Type	GLR Value		Remarks
				Sq. Feet (₹)	Per Are(₹)	
289	38/2	G	GP	0	0	
290	39/1	R	Wet	-	0	Temple Land
291	39/2	G	GP	0	0	
292	40/1	R	Wet	-	5,000	
293	40/2	G	GP	0	0	
294	40/3	R	Wet	-	0	Temple Land
295	40/4	R	Wet	-	5,000	
296	40/5	R	Wet	-	0	Temple Land
297	41/1	G	GP	0	0	
298	41/2	R	Wet	-	5,000	
299	41/2/A	R	Wet	-	5,000	
300	41/2/B	R	Wet	-	5,000	
301	41/3	R	Wet	-	5,000	
302	41/4/A	R	Wet	-	5,000	
303	41/4/B	R	Wet	-	5,000	
304	42/1	G	GP	0	0	
305	42/2	R	Wet	-	5,000	
306	42/3	R	Wet	-	0	Temple Land
307	42/4	R	Wet	-	5,000	
308	42/5	R	Wet	-	5,000	
309	42/6	R	Wet	-	5,000	
310	43	G	GP	0	0	
311	44/1	G	GP	0	0	
312	44/2	R	Wet	-	5,000	
313	44/3	R	Wet	-	0	Temple Land
314	44/4	R	Wet	-	5,000	
315	44/5	R	Wet	-	0	Temple Land
316	44/6	G	GP	0	0	
317	44/7	G	GP	0	0	
318	44/8	G	GP	0	0	
319	44/9	R	Wet	-	0	Temple Land
320	44/10	G	GP	0	0	



ZONAL OFFICER

SUB COLLECTOR(REVENUE)

## VILLAGE : 30 - KEEZHAMANAI

Sl.No.	Survey .No.	G/R	Land Type	GLR Value		Remarks
				Sq. Feet (₹)	Per Are(₹)	
321	44/11	R	Wet	-	5,000	
322	45/1	R	Wet	-	0	Temple Land
323	45/2	G	GP	0	0	
324	46/1	R	Dry	-	0	Temple Land
325	46/2	R	Wet	-	5,000	
326	46/3	R	Wet	-	0	Temple Land
327	46/4	G	GP	0	0	
328	46/5	R	Wet	-	5,000	
329	46/6	R	Wet	-	0	Temple Land
330	46/7	G	GP	0	0	
331	46/8	R	Wet	-	0	Temple Land
332	47	G	GP	0	0	
333	48	G	GP	0	0	
334	49/1	R	Wet	-	0	Temple Land
335	49/2	R	Wet	-	5,000	
336	50/1	G	GP	0	0	
337	50/2	G	GP	0	0	
338	51/1	G	GP	0	0	
339	51/2	R	Wet	-	0	Temple Land
340	51/3	G	GP	0	0	
341	52/1	R	Wet	-	5,000	
342	52/2	R	Wet	-	5,000	
343	52/3	G	GP	0	0	
344	52/4	R	Wet	-	0	Temple Land
345	52/5	R	Wet	-	5,000	
346	53/1	G	GP	0	0	
347	53/2	R	Dry	-	0	Temple Land
348	53/3	R	Wet	-	5,000	
349	53/4	R	Wet	-	0	Temple Land
350	53/5	G	GP	0	0	
351	53/6	G	GP	0	0	
352	53/7	G	GP	0	0	

ZONAL OFFICER

  
 SUB COLLECTOR(REVENUE)

## VILLAGE : 30 - KEEZHAMANAI

Sl.No.	Survey .No.	G/R	Land Type	GLR Value		Remarks
				Sq. Feet (₹)	Per Are(₹)	
353	53/8	G	Dry	0	0	
354	54/1	R	Wet	-	5,000	
355	54/2	R	Wet	-	5,000	
356	54/3	R	Wet	-	5,000	
357	54/4	R	Wet	-	5,000	
358	54/5	R	Wet	-	5,000	
359	54/6	R	Wet	-	0	Temple Land
360	54/7	R	Wet	-	5,000	
361	54/8	R	Wet	-	5,000	
362	55/1	R	Wet	-	0	Temple Land
363	55/2	R	Wet	-	5,000	
364	55/3	R	Wet	-	5,000	
365	55/4	G	GP	0	0	
366	55/5	R	Wet	-	0	Temple Land
367	56/1	R	Wet	-	0	Temple Land
368	56/2	R	Wet	-	5,000	
369	56/3	R	Wet	-	5,000	
370	56/4	R	Wet	-	5,000	
371	56/5	R	Wet	-	5,000	
372	56/6	R	Wet	-	5,000	
373	56/7	G	GP	0	0	
374	57/1	R	Wet	-	0	Temple Land
375	57/2	G	GP	0	0	
376	58	G	GP	0	0	
377	59/1	G	GP	0	0	
378	59/2	R	Dry	-	0	Temple Land
379	59/2/A	R	Kudiyiruppu	-	0	
380	59/2/C	R	Kudiyiruppu	-	0	
381	59/2/D	R	Kudiyiruppu	-	0	
382	59/2/E	R	Kudiyiruppu	-	0	
383	59/2/F	R	Kudiyiruppu	-	0	
384	59/3	G	GP	0	0	

ZONAL OFFICER

  
 SUB COLLECTOR(REVENUE)

## VILLAGE : 30 - KEEZHAMANAI

Sl.No.	Survey .No.	G/R	Land Type	GLR Value		Remarks
				Sq. Feet (₹)	Per Are(₹)	
385	59/4	R	Dry	-	7,000	
386	59/5	G	GP	0	0	
387	59/6	G	GP	0	0	
388	59/7	R	Wet	-	5,000	
389	59/8	R	Wet	-	5,000	
390	59/9	R	Wet	-	5,000	
391	59/10	R	Wet	-	5,000	
392	60/1	R	Wet	-	0	Temple Land
393	60/2	R	Wet	-	5,000	
394	60/3	R	Wet	-	5,000	
395	60/4	R	Wet	-	5,000	
396	61	G	GP	0	0	
397	62	G	GP	0	0	
398	63/1	R	Wet	-	5,000	
399	63/2	R	Wet	-	5,000	
400	63/3	R	Wet	-	5,000	
401	63/4	R	Wet	-	5,000	
402	63/5	R	Wet	-	0	Temple Land
403	63/6	G	GP	0	0	
404	64	G	GP	0	0	
405	65/1	R	Wet	-	0	Temple Land
406	65/2	R	Wet	-	5,000	
407	65/3	R	Wet	-	0	Temple Land
408	65/4	R	Wet	-	5,000	
409	65/5	G	GP	0	0	
410	66/1	G	GP	0	0	
411	66/2	G	GP	0	0	
412	67/1	G	GP	0	0	
413	67/2	G	GP	0	0	
414	67/3	R	Wet	-	0	Temple Land
415	67/4	R	Wet	-	0	Temple Land
416	67/5	G	GP	0	0	

ZONAL OFFICER

  
 SUB COLLECTOR(REVENUE)

## VILLAGE : 30 - KEEZHAMANAI

Sl.No.	Survey .No.	G/R	Land Type	GLR Value		Remarks
				Sq. Feet (₹)	Per Are(₹)	
417	67/6	R	Wet	-	0	Temple Land
418	67/7	R	Wet	-	5,000	
419	67/8	R	Wet	-	0	Temple Land
420	67/9	R	Wet	-	5,000	
421	67/10	G	GP	0	0	
422	67/11	G	GP	0	0	
423	68/1	R	Wet	-	0	Temple Land
424	68/2	R	Wet	-	5,000	
425	68/3	R	Dry	-	0	Temple Land
426	68/3/A	R	Kudiyiruppu	-	0	
427	68/4	R	Dry	-	7,000	
428	68/5	R	Dry	-	7,000	
429	68/6	G	GP	0	0	
430	68/6/A	R	Kudiyiruppu	-	0	
431	68/6/B	R	Kudiyiruppu	-	0	
432	68/6/C	R	Kudiyiruppu	-	0	
433	68/6/D	R	Kudiyiruppu	-	0	
434	68/7	G	GP	0	0	
435	68/8	R	Wet	-	0	Temple Land
436	68/9	G	GP	0	0	
437	68/10	R	Dry	-	7,000	
438	68/11	R	Dry	-	7,000	
439	68/12	G	GP	0	0	
440	68/13	R	Dry	-	0	Temple Land
441	68/14	G	GP	0	0	
442	68/14/A	R	Kudiyiruppu	25	-	
443	68/14/A/1	G	GP	0	0	
444	68/14/B	R	Kudiyiruppu	-	0	
445	68/14/C	R	Kudiyiruppu	-	0	
446	68/14/D	R	Kudiyiruppu	-	0	
447	68/14/E	R	Kudiyiruppu	-	0	
448	68/14/F	R	Kudiyiruppu	-	0	

ZONAL OFFICER

  
 SUB COLLECTOR(REVENUE)

## VILLAGE : 30 - KEEZHAMANAI

Sl.No.	Survey .No.	G/R	Land Type	GLR Value		Remarks
				Sq. Feet (₹)	Per Are(₹)	
449	68/14/G	R	Kudiyiruppu	-	0	
450	68/14/H	R	Kudiyiruppu	-	0	
451	68/14/I	R	Natham	25	-	
452	68/14/J	R	Natham	25	-	
453	68/14/K	R	Kudiyiruppu	-	0	
454	68/14/L	R	Natham	25	-	
455	68/14/M	R	Kudiyiruppu	-	0	
456	68/14/N	R	Kudiyiruppu	-	0	
457	68/14/O	R	Kudiyiruppu	-	0	
458	68/14/P	R	Kudiyiruppu	-	0	
459	68/14/Q	R	Kudiyiruppu	0	-	Temple Land
460	68/14/R	R	Kudiyiruppu	-	0	
461	68/14/S	R	Kudiyiruppu	-	0	
462	68/14/T	R	Kudiyiruppu	-	0	
463	68/14/U	R	Kudiyiruppu	-	0	
464	68/14/V	R	Natham	-	0	
465	68/14/W	R	Kudiyiruppu	-	0	
466	68/14/X	R	Manai	-	0	
467	68/14/Y	R	Natham	0	-	Temple Land
468	68/14/Z	R	Natham	0	-	Temple Land
469	68/15	R	Dry	-	0	Temple Land
470	68/15/B	R	Kudiyiruppu	-	0	
471	68/16	R	Dry	-	7,000	
472	68/17	R	Dry	-	7,000	
473	68/18	R	Dry	-	7,000	
474	68/19	R	Dry	-	0	Temple Land
475	68/20	R	Wet	-	0	Temple Land
476	68/21	G	GP	0	0	
477	68/22	R	Manai	0	-	Temple Land
478	68/23	R	Natham	25	-	
479	68/24	R	Natham	0	-	Temple Land
480	68/25	R	Natham	0	-	Temple Land



ZONAL OFFICER

SUB COLLECTOR(REVENUE)

## VILLAGE : 30 - KEEZHAMANAI

Sl.No.	Survey .No.	G/R	Land Type	GLR Value		Remarks
				Sq. Feet (₹)	Per Are(₹)	
481	68/26	R	Natham	0	-	Temple Land
482	68/27	G	GP	0	0	
483	68/28	G	GP	0	0	
484	68/29	R	Natham	0	-	Temple Land
485	68/30	R	Natham	25	-	
486	68/31	R	Natham	25	-	
487	68/32	R	Natham	25	-	
488	68/33	R	Natham	25	-	
489	68/34	G	GP	0	0	
490	68/35	R	Natham	0	-	Temple Land
491	68/36	R	Natham	0	-	Temple Land
492	68/37	R	Natham	0	-	Temple Land
493	68/38	R	Natham	0	-	Temple Land
494	68/39	R	Natham	0	-	Temple Land
495	68/40	R	Natham	0	-	Temple Land
496	68/41	R	Natham	0	-	Temple Land
497	68/42	R	Natham	0	-	Temple Land
498	68/43	R	Natham	25	-	
499	69/1	R	Wet	-	5,000	
500	69/2	R	Wet	-	0	Temple Land
501	69/3	R	Wet	-	5,000	
502	69/4	R	Wet	-	5,000	
503	70/1	R	Wet	-	0	Temple Land
504	70/2	R	Wet	-	5,000	
505	70/3	R	Wet	-	5,000	
506	70/4	R	Wet	-	5,000	
507	70/5	G	GP	0	0	
508	70/6	R	Wet	-	5,000	
509	70/7	R	Wet	-	5,000	
510	70/8	R	Dry	-	0	TEMPLE LAND
511	70/8/A	R	Kudiyiruppu	-	0	
512	70/8/C	R	Kudiyiruppu	-	0	

ZONAL OFFICER

  
 SUB COLLECTOR(REVENUE)

## VILLAGE : 30 - KEEZHAMANAI


Sl.No.	Survey .No.	G/R	Land Type	GLR Value		Remarks
				Sq. Feet (₹)	Per Are(₹)	
513	70/9	R	Wet	-	0	Temple Land
514	70/10	G	GP	0	0	
515	71/1	G	GP	0	0	
516	71/2	G	GP	0	0	
517	71/2/A	R	Kudiyiruppu	0	-	Temple Land
518	71/2/A/1	R	Natham	0	-	Temple Land
519	71/2/A/2	R	Natham	0	-	Temple Land
520	71/2/B	R	Kudiyiruppu	-	0	
521	71/2/C	R	Kudiyiruppu	-	0	
522	71/2/D	R	Kudiyiruppu	-	0	
523	71/2/E	R	Kudiyiruppu	-	0	
524	71/2/F	R	Kudiyiruppu	-	0	
525	71/2/G	R	Kudiyiruppu	-	0	
526	71/2/H	R	Kudiyiruppu	-	0	
527	71/2/I	R	Kudiyiruppu	-	0	
528	71/2/J	R	Kudiyiruppu	-	0	
529	71/2/L	R	Kudiyiruppu	-	0	
530	71/2/M	R	Kudiyiruppu	-	0	
531	71/2/N	R	Kudiyiruppu	-	0	
532	71/2/O	R	Kudiyiruppu	-	0	
533	71/2/P	R	Kudiyiruppu	-	0	
534	71/2/Q	R	Kudiyiruppu	-	0	
535	71/2/R	R	Kudiyiruppu	-	0	
536	71/2/S	R	Kudiyiruppu	-	0	
537	71/2/T	R	Kudiyiruppu	-	0	
538	71/2/U	R	Kudiyiruppu	-	0	
539	71/2/V	R	Kudiyiruppu	-	0	
540	71/2/W	G	GP	0	0	
541	71/2/X	R	Natham	0	-	Temple Land
542	71/2/Z	R	Natham	0	-	Temple Land
543	71/3	G	GP	0	0	
544	71/4	R	Dry	-	0	Temple Land

ZONAL OFFICER


 SUB COLLECTOR(REVENUE)

## VILLAGE : 30 - KEEZHAMANAI

Sl.No.	Survey .No.	G/R	Land Type	GLR Value		Remarks
				Sq. Feet (₹)	Per Are(₹)	
545	71/4/A	R	Kudiyiruppu	-	0	
546	71/4/D	R	Kudiyiruppu	-	0	
547	71/5	R	Wet	-	7,000	
548	71/6	R	Wet	-	7,000	
549	71/7	R	Dry	-	0	Temple Land
550	71/8	R	Dry	-	0	Temple Land
551	71/9	R	Dry	-	0	Temple Land
552	71/10	R	Dry	-	11,500	
553	71/11	G	GP	0	0	
554	71/12	G	GP	0	0	
555	71/13	R	Wet	-	0	Temple Land
556	71/14	G	GP	0	0	
557	71/15	R	Dry	-	0	Temple Land
558	71/16	G	GP	0	0	
559	71/17	R	Natham	0	-	Temple Land
560	71/18	R	Natham	0	-	Temple Land
561	71/19	R	Natham	0	-	Temple Land
562	71/20	G	GP	0	0	
563	71/21	R	Natham	0	-	Temple Land
564	71/22	R	Natham	25	-	
565	71/23	G	GP	0	0	
566	71/24	R	Natham	25	-	
567	71/25	R	Natham	25	-	
568	71/26	R	Natham	0	-	Temple Land
569	71/27	R	Natham	0	-	Temple Land
570	71/28	R	Natham	0	-	Temple Land
571	71/29	R	Natham	0	-	Temple Land
572	71/30	R	Natham	0	-	Temple Land
573	71/31	R	Natham	0	-	Temple Land
574	71/32	R	Natham	0	-	Temple Land
575	71/33	R	Natham	0	-	Temple Land
576	71/34	R	Natham	0	-	Temple Land



ZONAL OFFICER

SUB COLLECTOR(REVENUE)

## VILLAGE : 30 - KEEZHAMANAI

Sl.No.	Survey .No.	G/R	Land Type	GLR Value		Remarks
				Sq. Feet (₹)	Per Are(₹)	
577	71/35	R	Natham	0	-	Temple Land
578	71/36	R	Natham	0	-	Temple Land
579	71/37	R	Natham	0	-	Temple Land
580	71/38	R	Natham	0	-	Temple Land
581	71/39	R	Natham	0	-	Temple Land
582	71/40	R	Natham	0	-	Temple Land
583	71/41	R	Natham	0	-	Temple Land
584	72/1	G	GP	0	0	
585	72/2	R	Wet	-	0	Temple Land
586	72/2/I	R	Kudiyiruppu	-	0	
587	72/3	R	Wet	-	7,000	
588	72/4	G	GP	0	0	
589	72/5	R	Wet	-	0	Temple Land
590	72/6	R	Dry	-	0	Temple Land
591	72/7	R	Wet	-	0	Temple Land
592	72/8	R	Dry	-	7,000	
593	72/9	R	Dry	-	0	Temple Land
594	72/10	R	Dry	-	0	Temple Land
595	72/11	G	GP	0	0	
596	72/12	G	GP	0	0	
597	72/12/A	R	Kudiyiruppu	-	0	
598	72/12/B	R	Kudiyiruppu	-	0	
599	72/12/C	R	Kudiyiruppu	-	0	
600	72/12/D	R	Natham	0	-	Temple Land
601	72/12/E	R	Kudiyiruppu	-	0	
602	72/12/F	R	Natham	0	-	Temple Land
603	72/12/G	R	Kudiyiruppu	-	0	
604	72/12/H	R	Kudiyiruppu	-	0	
605	72/12/J	R	Kudiyiruppu	-	0	
606	72/12/K	R	Kudiyiruppu	-	0	
607	72/13	G	GP	0	0	
608	72/14	R	Natham	0	-	Temple Land



ZONAL OFFICER

SUB COLLECTOR(REVENUE)

## VILLAGE : 30 - KEEZHAMANAI

Sl.No.	Survey .No.	G/R	Land Type	GLR Value		Remarks
				Sq. Feet (₹)	Per Are(₹)	
609	72/15	R	Natham	-	25	
610	72/16	R	Natham	0	-	Temple Land
611	72/17	R	Natham	0	-	Temple Land
612	72/18	R	Natham	0	-	Temple Land
613	72/19	G	GP	0	0	
614	72/20	R	Natham	25	-	
615	72/21	R	Natham	25	-	
616	72/22	R	Natham	25	-	
617	72/23	R	Natham	25	-	
618	72/24	R	Natham	0	-	Temple Land
619	72/25	R	Natham	25	-	
620	72/26	R	Natham	25	-	
621	72/27	G	GP	0	0	
622	72/28	R	Natham	0	-	Temple Land
623	72/29	R	Natham	0	-	Temple Land
624	72/30	R	Natham	0	-	Temple Land
625	72/31	G	GP	0	0	
626	72/32	R	Natham	0	-	Temple Land
627	72/33	R	Natham	0	-	Temple Land
628	72/34	G	GP	0	0	
629	72/35	R	Natham	25	-	
630	72/36	R	Natham	0	-	Temple Land
631	72/37	R	Natham	0	-	Temple Land
632	72/38	R	Natham	0	-	Temple Land
633	72/39	R	Natham	0	-	Temple Land
634	72/40	R	Natham	0	-	Temple Land
635	72/41	R	Natham	0	-	Temple Land
636	72/42	R	Natham	0	-	Temple Land
637	72/43	R	Natham	0	-	Temple Land
638	72/44	R	Natham	0	-	Temple Land
639	72/45	G	GP	0	0	
640	72/46	R	Natham	0	-	Temple Land

ZONAL OFFICER


 SUB COLLECTOR(REVENUE)

## VILLAGE : 30 - KEEZHAMANAI

Sl.No.	Survey .No.	G/R	Land Type	GLR Value		Remarks
				Sq. Feet (₹)	Per Are(₹)	
641	72/47	R	Natham	0	-	Temple Land
642	73/1	R	Wet	-	7,000	
643	73/2	R	Wet	-	0	Temple Land
644	73/3	R	Wet	-	7,000	
645	73/4/A	R	Wet	-	7,000	
646	73/4/B/1	R	Wet	-	7,000	
647	73/4/B/2	R	Wet	-	7,000	
648	73/5	R	Wet	-	0	Temple Land
649	73/6	G	GP	0	0	
650	73/7	R	Dry	-	0	Temple Land
651	73/8	R	Dry	-	11,500	
652	73/9	R	Wet	-	0	Temple Land
653	74/1	G	GP	0	0	
654	74/2	R	Dry	-	0	Temple Land
655	74/3	R	Wet	-	11,500	
656	74/4	R	Dry	-	11,500	
657	74/4/C	R	Kudiyiruppu	-	0	
658	74/5	R	Wet	-	0	Temple Land
659	74/6	R	Wet	-	7,000	
660	74/7	R	Wet	-	7,000	
661	74/8	R	Wet	-	7,000	
662	74/9	R	Wet	-	7,000	
663	74/10	G	GP	0	0	
664	74/11	R	Wet	-	0	Temple Land
665	75/1	R	Dry	-	0	Temple Land
666	75/2	R	Dry	-	0	Temple Land
667	75/3	R	Dry	-	0	Temple Land
668	75/3/A	R	Kudiyiruppu	-	0	
669	75/3/B	R	Kudiyiruppu	-	0	
670	75/3/D	R	Kudiyiruppu	-	0	
671	75/3/E	R	Kudiyiruppu	-	0	
672	75/3/F	R	Kudiyiruppu	-	0	



ZONAL OFFICER

SUB COLLECTOR(REVENUE)

## VILLAGE : 30 - KEEZHAMANAI

Sl.No.	Survey .No.	G/R	Land Type	GLR Value		Remarks
				Sq. Feet (₹)	Per Are(₹)	
673	75/4	R	Wet	-	0	Temple Land
674	75/4/A	R	Kudiyiruppu	-	0	
675	75/4/C	R	Kudiyiruppu	-	0	
676	75/4/F	R	Kudiyiruppu	-	0	
677	75/5	R	Wet	-	7,000	
678	75/6	G	GP	0	0	
679	76/1/A	R	Wet	-	7,000	
680	76/1/B	R	Wet	-	7,000	
681	76/2	R	Wet	-	0	Temple Land
682	76/3	G	GP	0	0	
683	77/1	G	GP	0	0	
684	77/2	R	Wet	-	0	Temple Land
685	77/3	G	GP	0	0	
686	77/4	G	GP	0	0	
687	78	G	GP	0	0	
688	79	G	GP	0	0	
689	80/1	R	Wet	-	0	Temple Land
690	80/2	R	Dry	-	0	Temple Land
691	80/3	G	GP	0	0	
692	80/4	R	Wet	-	0	Temple Land
693	80/5	R	Wet	-	0	Temple Land
694	80/6	G	GP	0	0	
695	80/7	R	Wet	-	0	Temple Land
696	80/8	R	Dry	-	0	Temple Land
697	81/1	G	GP	0	0	
698	81/2	G	GP	0	0	
699	81/3	G	GP	0	0	
700	82/1/A	R	Wet	-	7,000	
701	82/1/B	R	Wet	-	7,000	
702	82/1/C	R	Wet	-	7,000	
703	82/2	R	Wet	-	7,000	
704	82/3	R	Dry	-	7,000	

ZONAL OFFICER


 SUB COLLECTOR(REVENUE)

## VILLAGE : 30 - KEEZHAMANAI

Sl.No.	Survey .No.	G/R	Land Type	GLR Value		Remarks
				Sq. Feet (₹)	Per Are(₹)	
705	82/4	R	Wet	-	7,000	
706	82/5	G	GP	0	0	
707	82/6	R	Wet	-	7,000	
708	82/7	R	Wet	-	7,000	
709	82/8	R	Dry	-	11,500	
710	82/9	R	Wet	-	7,000	
711	82/10	R	Natham	25	-	
712	82/11	R	Dry	25	-	
713	82/12	G	Dry	0	0	
714	82/13	R	Dry	25	-	
715	82/14	G	GP	0	0	
716	82/15/A	R	Dry	25	-	
717	82/15/B	R	Dry	25	-	
718	82/16	R	Dry	25	-	
719	82/17	R	Natham	25	-	
720	82/18	R	Natham	25	-	
721	82/19	R	Natham	25	-	
722	82/20	R	Natham	25	-	
723	82/21	R	Natham	25	-	
724	82/22	R	Natham	25	-	
725	82/23	G	GP	0	0	
726	83	G	GP	0	0	
727	84/1	R	Manai	25	-	
728	84/2	R	Dry	25	-	
729	84/3/A/1/A/1	R	Wet	25	-	
730	84/3/A/1/A/5	R	Wet	25	-	
731	84/3/A/1/A/7	R	Wet	25	-	
732	84/3/A/1/A/8	R	Wet	25	-	
733	84/3/A/1/A/9	R	Wet	25	-	
734	84/3/A/1/A/10	R	Wet	25	-	
735	84/3/A/1/B	R	Wet	25	-	
736	84/3/A/2	R	Wet	25	-	

ZONAL OFFICER

  
 SUB COLLECTOR(REVENUE)

## VILLAGE : 30 - KEEZHAMANAI

Sl.No.	Survey .No.	G/R	Land Type	GLR Value		Remarks
				Sq. Feet (₹)	Per Are(₹)	
737	84/3/B	R	Wet	25	-	
738	84/4	G	GP	0	0	
739	85/1	G	GP	0	0	
740	85/2	G	GP	0	0	
741	86/1	G	GP	0	0	
742	86/2	G	GP	0	0	
743	87	G	GP	0	0	
744	88	G	GP	0	0	
745	89/1	G	GP	0	0	
746	89/2	R	Wet	-	14,000	
747	89/3	G	GP	0	0	
748	89/4	R	Dry	-	14,000	
749	89/5	R	Wet	-	11,500	
750	89/6	G	GP	0	0	
751	89/6/A	R	Kudiyiruppu	-	0	
752	89/6/B	R	Natham	0	-	Temple Land
753	89/7	R	Dry	25	-	
754	89/8	R	Wet	-	5,000	
755	89/9	R	Wet	-	5,000	
756	89/10	R	Dry	-	11,500	
757	89/11	R	Wet	-	5,000	
758	89/12	G	Dry	0	0	
759	89/13	R	Wet	-	5,000	
760	89/14	G	GP	0	0	
761	89/15	R	Natham	0	-	Temple Land
762	89/16	R	Natham	0	-	Temple Land
763	90	G	GP	0	0	
764	91	G	GP	0	0	
765	92/1	G	Dry	0	0	
766	92/2	R	Wet	-	5,000	
767	92/3	R	Wet	-	5,000	
768	92/4	R	Wet	-	5,000	

ZONAL OFFICER


 SUB COLLECTOR(REVENUE)

## VILLAGE : 30 - KEEZHAMANAI

Sl.No.	Survey .No.	G/R	Land Type	GLR Value		Remarks
				Sq. Feet (₹)	Per Are(₹)	
769	92/5	R	Wet	-	0	Temple Land
770	92/6	R	Wet	-	5,000	
771	92/7	G	GP	0	0	
772	92/8	R	Wet	-	5,000	
773	92/9	R	Wet	-	5,000	
774	92/10	R	Wet	-	5,000	
775	92/11	R	Wet	-	5,000	
776	92/12	G	GP	0	0	
777	92/13	R	Wet	-	5,000	
778	92/14	G	GP	0	0	
779	93/1	R	Wet	-	5,000	
780	93/2	R	Wet	-	5,000	
781	93/3	R	Wet	-	5,000	
782	93/4	R	Wet	-	5,000	
783	93/5	R	Wet	-	5,000	
784	93/6	G	GP	0	0	
785	93/7	R	Wet	-	5,000	
786	93/8	R	Wet	-	5,000	
787	93/9	R	Wet	-	5,000	
788	93/10	R	Wet	-	5,000	
789	93/11	R	Wet	-	5,000	
790	94/1	G	GP	0	0	
791	94/2	R	Wet	-	5,000	
792	94/3	R	Wet	-	7,000	
793	94/4	R	Wet	-	7,000	
794	95/1	R	Dry	-	11,500	
795	95/2	R	Wet	-	7,000	
796	95/3	R	Wet	-	7,000	
797	95/4	R	Wet	-	7,000	
798	95/5	R	Wet	-	7,000	
799	95/6	R	Dry	-	11,500	
800	95/7	R	Wet	-	7,000	

ZONAL OFFICER

  
 SUB COLLECTOR(REVENUE)

## VILLAGE : 30 - KEEZHAMANAI

Sl.No.	Survey .No.	G/R	Land Type	GLR Value		Remarks
				Sq. Feet (₹)	Per Are(₹)	
801	95/8	R	Wet	-	7,000	
802	95/9	R	Wet	-	7,000	
803	95/10	R	Wet	-	7,000	
804	95/11	R	Wet	-	7,000	
805	95/12	R	Wet	-	7,000	
806	95/13	G	GP	0	0	
807	95/14	R	Dry	-	11,500	
808	96/1	R	Wet	-	7,000	
809	96/2	R	Wet	-	7,000	
810	96/3	R	Wet	-	7,000	
811	96/4	R	Wet	-	7,000	
812	96/5	R	Wet	-	7,000	
813	96/6	R	Wet	-	7,000	
814	96/7	R	Wet	-	7,000	
815	96/8	R	Wet	-	7,000	
816	96/9	R	Wet	-	7,000	
817	96/10	G	GP	0	0	
818	96/11	R	Wet	-	7,000	
819	96/12	R	Wet	-	7,000	
820	96/13	R	Dry	-	11,500	
821	96/14	R	Wet	-	7,000	
822	97/1	G	GP	0	0	
823	97/2	R	Natham	25	-	
824	97/3	R	Dry	25	-	
825	97/4	R	Dry	25	-	
826	97/5/A	R	Dry	25	-	
827	97/5/B	R	Dry	25	-	
828	97/5/C	R	Dry	25	-	
829	97/5/D	R	Dry	25	-	
830	97/6	R	Dry	25	-	
831	97/7	R	Dry	25	-	
832	97/8	R	Dry	25	-	

ZONAL OFFICER

  
 SUB COLLECTOR(REVENUE)

## VILLAGE : 30 - KEEZHAMANAI

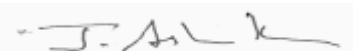
Sl.No.	Survey .No.	G/R	Land Type	GLR Value		Remarks
				Sq. Feet (₹)	Per Are(₹)	
833	97/9	R	Dry	25	-	
834	97/10	R	Dry	25	-	
835	97/11	R	Dry	25	-	
836	97/12	R	Wet	-	7,000	
837	97/13	R	Wet	-	7,000	
838	97/14	R	Wet	-	7,000	
839	97/15	R	Wet	-	7,000	
840	97/16	R	Natham	25	-	
841	97/17	R	Natham	25	-	
842	97/18	R	Natham	25	-	
843	97/19	R	Natham	25	-	
844	97/20/A	R	Natham	25	-	
845	97/20/B	R	Natham	25	-	
846	97/21	R	Natham	25	-	
847	97/22/A	R	Natham	25	-	
848	97/22/B	R	Natham	25	-	
849	97/23	R	Natham	25	-	
850	97/24	R	Natham	25	-	
851	97/25/A	R	Natham	25	-	
852	97/25/B	R	Natham	25	-	
853	97/26	R	Natham	25	-	
854	97/27	R	Natham	25	-	
855	98/1	G	GP	0	0	
856	98/2	R	Dry	-	11,500	
857	98/3	G	GP	0	0	
858	98/4	R	Wet	-	7,000	
859	98/5	G	GP	0	0	
860	98/5/A	R	Natham	25	-	
861	98/5/B	R	Kudiyiruppu	-	0	
862	98/6	R	Dry	25	-	
863	98/7/A/1	R	Dry	25	-	
864	98/7/A/2	R	Dry	25	-	

ZONAL OFFICER

  
 SUB COLLECTOR(REVENUE)

## VILLAGE : 30 - KEEZHAMANAI

Sl.No.	Survey .No.	G/R	Land Type	GLR Value		Remarks
				Sq. Feet (₹)	Per Are(₹)	
865	98/7/B	R	Dry	25	-	
866	98/8	G	GP	0	0	
867	98/9	R	Wet	-	7,000	
868	98/10	R	Dry	25	-	
869	98/11	R	Dry	0	-	Temple Land
870	98/12	R	Dry	25	-	
871	98/13	R	Dry	25	-	
872	98/14	R	Natham	25	-	
873	98/15	R	Natham	25	-	
874	98/16	R	Natham	25	-	
875	98/17	G	GP	0	0	
876	98/18	R	Natham	25	-	
877	98/19/A	R	Natham	25	-	
878	98/19/B	R	Natham	25	-	
879	98/19/C	R	Natham	25	-	
880	98/20/A	R	Natham	25	-	
881	98/20/B	R	Natham	25	-	
882	98/21	R	Natham	25	-	
883	98/22	R	Natham	25	-	
884	98/23	R	Natham	25	-	
885	99/1	G	GP	0	0	
886	99/2	R	Natham	25	-	
887	99/3	R	Natham	25	-	
888	99/4	R	Natham	25	-	
889	99/5	R	Natham	25	-	
890	99/6	R	Natham	25	-	
891	99/7	R	Natham	25	-	
892	99/8	R	Natham	25	-	
893	99/9	R	Natham	25	-	
894	99/10	R	Natham	25	-	
895	99/11	R	Natham	25	-	
896	99/12	R	Natham	25	-	



ZONAL OFFICER

SUB COLLECTOR(REVENUE)

## VILLAGE : 30 - KEEZHAMANAI

Sl.No.	Survey .No.	G/R	Land Type	GLR Value		Remarks
				Sq. Feet (₹)	Per Are(₹)	
897	99/13	R	Natham	25	-	
898	99/14	R	Natham	25	-	
899	99/15	R	Natham	25	-	
900	99/16	R	Natham	25	-	
901	99/17	R	Natham	25	-	
902	99/18	R	Natham	25	-	
903	99/19	R	Natham	25	-	
904	99/20	R	Natham	25	-	
905	99/21	R	Natham	25	-	
906	99/22	R	Natham	25	-	
907	99/23	R	Natham	25	-	
908	99/24	G	GP	0	0	
909	99/25	R	Natham	25	-	
910	99/26	R	Natham	25	-	
911	99/27	R	Natham	25	-	
912	99/28	R	Natham	25	-	
913	99/29	R	Natham	25	-	
914	99/30	R	Natham	25	-	
915	99/31	R	Natham	25	-	
916	99/32	R	Natham	25	-	
917	99/33	R	Natham	25	-	
918	99/34	R	Natham	25	-	
919	99/35	R	Natham	25	-	
920	99/36	R	Natham	25	-	
921	100/1	R	Dry	25	-	
922	100/2	R	Dry	25	-	
923	100/3	R	Dry	25	-	
924	100/4	R	Dry	25	-	
925	100/5	R	Dry	25	-	
926	100/6	R	Wet	25	-	
927	100/7	R	Dry	25	-	
928	100/8	R	Dry	25	-	

ZONAL OFFICER

  
 SUB COLLECTOR(REVENUE)

## VILLAGE : 30 - KEEZHAMANAI

Sl.No.	Survey .No.	G/R	Land Type	GLR Value		Remarks
				Sq. Feet (₹)	Per Are(₹)	
929	100/9	R	Dry	25	-	
930	100/10	R	Dry	25	-	
931	100/11	R	Dry	25	-	
932	100/12	G	GP	0	0	
933	100/13	R	Wet	-	7,000	
934	100/14	R	Wet	-	7,000	
935	100/15	R	Wet	-	7,000	
936	100/16	G	GP	0	0	
937	100/17	G	GP	0	0	
938	100/18	R	Wet	-	7,000	
939	101/1	R	Dry	-	11,500	
940	101/2	R	Dry	-	11,500	
941	101/3	R	Dry	-	11,500	
942	101/4	R	Dry	-	11,500	
943	101/5	R	Dry	-	11,500	
944	101/6	R	Dry	-	11,500	
945	101/7	R	Dry	-	11,500	
946	101/8	R	Dry	-	11,500	
947	101/9	R	Dry	-	11,500	
948	101/10	R	Dry	-	11,500	
949	101/11	R	Dry	-	11,500	
950	101/12	R	Dry	-	11,500	
951	101/13	G	Dry	0	0	
952	101/14	R	Dry	-	11,500	
953	101/15	R	Dry	-	11,500	
954	101/16	R	Dry	-	11,500	
955	101/17	R	Dry	-	0	Temple Land
956	101/18	R	Dry	-	11,500	
957	101/19	R	Dry	-	11,500	
958	101/20	R	Dry	-	11,500	
959	101/21	G	GP	0	0	
960	102/1	R	Wet	-	0	Temple Land

ZONAL OFFICER


  
SUB COLLECTOR(REVENUE)

## VILLAGE : 30 - KEEZHAMANAI

Sl.No.	Survey .No.	G/R	Land Type	GLR Value		Remarks
				Sq. Feet (₹)	Per Are(₹)	
961	102/2	R	Wet	-	7,000	
962	102/3	R	Wet	-	0	Temple Land
963	102/4	R	Wet	-	7,000	
964	102/5	R	Wet	-	7,000	
965	103/1	G	GP	0	0	
966	103/2	R	Wet	-	7,000	
967	103/3	R	Dry	-	11,500	
968	103/4	R	Dry	-	11,500	
969	103/5	R	Dry	-	11,500	
970	103/6	R	Wet	-	7,000	
971	103/7	R	Wet	-	7,000	
972	103/8	R	Wet	-	7,000	
973	103/9	R	Wet	-	7,000	
974	103/10	R	Wet	-	7,000	
975	103/11	R	Wet	-	7,000	
976	103/12	R	Wet	-	7,000	
977	103/13	G	GP	0	0	
978	103/14	R	Wet	-	7,000	
979	103/15	R	Dry	-	11,500	
980	103/16	R	Dry	-	11,500	
981	103/17	R	Dry	-	11,500	
982	103/18	R	Dry	-	11,500	
983	103/19	R	Dry	-	11,500	
984	103/20	R	Dry	-	11,500	
985	104	G	GP	0	0	
986	105/1	R	Wet	-	7,000	
987	105/2	R	Dry	-	11,500	
988	105/3	R	Wet	-	7,000	
989	105/4	R	Wet	-	7,000	
990	105/5	R	Dry	-	11,500	
991	105/6	R	Dry	-	11,500	
992	105/7	R	Wet	-	7,000	

ZONAL OFFICER

  
 SUB COLLECTOR(REVENUE)

## VILLAGE : 30 - KEEZHAMANAI

Sl.No.	Survey .No.	G/R	Land Type	GLR Value		Remarks
				Sq. Feet (₹)	Per Are(₹)	
993	105/8	R	Wet	-	7,000	
994	105/9	R	Wet	-	7,000	
995	105/10	R	Wet	-	7,000	
996	105/11	G	GP	0	0	
997	105/12	R	Wet	-	7,000	
998	105/13	R	Wet	-	7,000	
999	105/14	R	Wet	-	7,000	
1000	105/15	R	Wet	-	7,000	
1001	105/16	G	GP	0	0	
1002	106/1	G	GP	0	0	
1003	106/2	R	Wet	-	7,000	
1004	106/3	R	Wet	-	7,000	
1005	106/4	R	Wet	-	7,000	
1006	106/5	R	Wet	-	7,000	
1007	106/6	R	Wet	-	7,000	
1008	106/7	R	Wet	-	7,000	
1009	106/8	R	Wet	-	7,000	
1010	106/9	R	Wet	-	7,000	
1011	106/10	R	Wet	-	7,000	
1012	106/11	R	Wet	-	7,000	
1013	106/12	R	Wet	-	7,000	
1014	106/13	R	Wet	-	7,000	
1015	106/14	R	Wet	-	7,000	
1016	106/15	R	Wet	-	7,000	
1017	106/16	R	Wet	-	7,000	
1018	106/17	R	Wet	-	7,000	
1019	106/18	R	Wet	-	7,000	
1020	107/1/A	R	Wet	-	7,000	
1021	107/1/B	R	Wet	-	7,000	
1022	107/2	R	Wet	-	7,000	
1023	107/3	R	Wet	-	7,000	
1024	107/4	G	GP	0	0	

ZONAL OFFICER

  
 SUB COLLECTOR(REVENUE)

## VILLAGE : 30 - KEEZHAMANAI

Sl.No.	Survey .No.	G/R	Land Type	GLR Value		Remarks
				Sq. Feet (₹)	Per Are(₹)	
1025	108/1	R	Wet	-	7,000	
1026	108/2	R	Wet	-	7,000	
1027	108/3	R	Dry	-	11,500	
1028	108/4	R	Dry	-	11,500	
1029	108/5	R	Dry	-	11,500	
1030	108/6	R	Dry	-	11,500	
1031	108/7	R	Wet	-	7,000	
1032	108/8	R	Wet	-	7,000	
1033	108/9	R	Wet	-	7,000	
1034	108/10	R	Wet	-	7,000	
1035	108/11	R	Wet	-	7,000	
1036	108/12	G	GP	0	0	
1037	109/1	R	Wet	-	7,000	
1038	109/2	R	Wet	-	7,000	
1039	109/3	R	Wet	-	7,000	
1040	109/4	R	Dry	-	11,500	
1041	109/5	R	Wet	-	7,000	
1042	109/6	R	Wet	-	7,000	
1043	109/7	R	Dry	-	11,500	
1044	109/8	R	Dry	-	11,500	
1045	110/1	R	Wet	-	7,000	
1046	110/2	R	Wet	-	7,000	
1047	110/3	R	Wet	-	7,000	
1048	110/4	R	Wet	-	7,000	
1049	110/5	R	Dry	-	0	Temple Land
1050	110/6	R	Wet	-	7,000	
1051	110/7	R	Wet	-	7,000	
1052	110/8	R	Wet	-	7,000	
1053	110/9	R	Wet	-	7,000	
1054	110/10	G	GP	0	0	
1055	110/11	R	Wet	-	7,000	
1056	110/12	R	Wet	-	7,000	

ZONAL OFFICER

  
 SUB COLLECTOR(REVENUE)

VILLAGE : 30 - KEEZHAMANAI

Sl.No.	Survey .No.	G/R	Land Type	GLR Value		Remarks
				Sq. Feet (₹)	Per Are(₹)	
1057	110/13	R	Wet	-	7,000	
1058	110/14	R	Wet	-	7,000	
1059	110/15	R	Wet	-	7,000	
1060	110/16	R	Wet	-	7,000	
1061	110/17	R	Wet	-	7,000	
1062	110/18	R	Wet	-	7,000	
1063	110/19	G	GP	0	0	
1064	111/1	G	GP	0	0	
1065	111/2	R	Wet	-	7,000	
1066	111/3	R	Wet	-	5,000	
1067	111/4	R	Wet	-	5,000	
1068	111/5	R	Wet	-	5,000	
1069	111/6	R	Wet	-	5,000	
1070	111/7	R	Wet	-	5,000	
1071	111/8	R	Wet	-	5,000	
1072	111/9	R	Wet	-	5,000	
1073	112/1	G	GP	0	0	
1074	112/2	R	Wet	-	5,000	
1075	112/3/A	R	Wet	-	5,000	
1076	112/3/B	R	Wet	-	5,000	
1077	112/4	R	Wet	-	5,000	
1078	112/5	R	Wet	-	5,000	
1079	112/6	R	Wet	-	5,000	
1080	112/7	R	Wet	-	5,000	
1081	112/8	R	Wet	-	5,000	
1082	112/9	G	GP	0	0	
1083	112/10	R	Wet	-	5,000	
1084	112/11	R	Wet	-	5,000	
1085	112/12	R	Wet	-	5,000	
1086	112/13	R	Wet	-	5,000	
1087	112/14	R	Wet	-	5,000	
1088	112/15	R	Wet	-	5,000	

ZONAL OFFICER

  
 SUB COLLECTOR(REVENUE)

## VILLAGE : 30 - KEEZHAMANAI

Sl.No.	Survey .No.	G/R	Land Type	GLR Value		Remarks
				Sq. Feet (₹)	Per Are(₹)	
1089	112/16	R	Wet	-	5,000	
1090	113/1	G	GP	0	0	
1091	113/2	R	Natham	25	-	
1092	113/3	R	Natham	25	-	
1093	113/4	R	Ad. Welfare	0	-	
1094	113/5	R	Ad. Welfare	0	-	
1095	113/6	R	Ad. Welfare	0	-	
1096	113/7	R	Wet	25	-	
1097	113/8	R	Ad. Welfare	0	-	
1098	113/9	R	Ad. Welfare	0	-	
1099	113/10	R	Ad. Welfare	0	-	
1100	113/11	R	Ad. Welfare	0	-	
1101	113/12	R	Ad. Welfare	0	-	
1102	113/13	R	Ad. Welfare	0	-	
1103	113/14	R	Ad. Welfare	0	-	
1104	113/15	R	Ad. Welfare	0	-	
1105	113/16	R	Ad. Welfare	0	-	
1106	113/17	R	Natham	25	-	
1107	113/18	R	Natham	25	-	
1108	113/19	R	Ad. Welfare	0	-	
1109	113/20	R	Ad. Welfare	0	-	
1110	113/21	R	Ad. Welfare	0	-	
1111	113/22	R	Ad. Welfare	0	-	
1112	113/23	R	Ad. Welfare	0	-	
1113	113/24	R	Ad. Welfare	0	-	
1114	113/25	R	Ad. Welfare	0	-	
1115	113/26	R	Ad. Welfare	0	-	
1116	113/27	R	Ad. Welfare	0	-	
1117	113/28	R	Ad. Welfare	0	-	
1118	113/29	G	GP	0	0	
1119	113/30	R	Ad. Welfare	0	-	
1120	113/31	R	Ad. Welfare	0	-	

ZONAL OFFICER

  
 SUB COLLECTOR(REVENUE)

## VILLAGE : 30 - KEEZHAMANAI

Sl.No.	Survey .No.	G/R	Land Type	GLR Value		Remarks
				Sq. Feet (₹)	Per Are(₹)	
1121	113/32	R	Ad. Welfare	0	-	
1122	113/33	R	Ad. Welfare	0	-	
1123	113/34	G	Manai	0	0	
1124	113/35	R	Natham	25	-	
1125	113/36	R	Natham	25	-	
1126	113/37	R	Natham	25	-	
1127	113/38	R	Natham	25	-	
1128	113/39	R	Natham	25	-	
1129	113/40	R	Natham	25	-	
1130	113/41	R	Natham	25	-	
1131	113/42	R	Natham	25	-	
1132	113/43	R	Natham	25	-	
1133	113/44	R	Natham	25	-	
1134	113/45	R	Natham	25	-	
1135	113/46	R	Natham	25	-	
1136	113/47	R	Natham	25	-	
1137	113/48	R	Kudiyiruppu	-	0	
1138	113/49	R	Ad. Welfare	0	-	
1139	113/50	R	Ad. Welfare	0	-	
1140	113/51	G	Manai	0	0	
1141	113/52	G	Manai	0	0	
1142	113/53	G	Manai	0	0	
1143	113/54	G	Manai	0	0	
1144	113/55	G	Manai	0	0	
1145	113/56	G	Manai	0	0	
1146	113/57	G	Manai	0	0	
1147	113/58	G	Manai	0	0	
1148	113/59	G	Manai	0	0	
1149	113/60	R	Natham	25	-	
1150	113/61	R	Natham	25	-	
1151	113/62	R	Natham	25	-	
1152	113/63	R	Natham	25	-	

ZONAL OFFICER

  
 SUB COLLECTOR(REVENUE)

## VILLAGE : 30 - KEEZHAMANAI

Sl.No.	Survey .No.	G/R	Land Type	GLR Value		Remarks
				Sq. Feet (₹)	Per Are(₹)	
1153	113/64	R	Natham	25	-	
1154	113/65	R	Natham	25	-	
1155	113/66	R	Natham	25	-	
1156	113/67	R	Natham	25	-	
1157	113/68	R	Natham	25	-	
1158	113/69	R	Natham	25	-	
1159	113/70	R	Natham	25	-	
1160	113/71	R	Natham	25	-	
1161	113/72	R	Natham	25	-	
1162	113/73	R	Natham	25	-	
1163	113/74	R	Natham	25	-	
1164	114/1	R	Dry	-	7,000	
1165	114/2	G	GP	0	0	
1166	114/3	G	GP	0	0	
1167	114/4	R	Dry	25	-	
1168	114/5	R	Dry	25	-	
1169	114/6	R	Wet	25	-	
1170	114/7	R	Wet	25	-	
1171	114/8	R	Wet	25	-	
1172	114/9	R	Wet	25	-	
1173	114/10	R	Wet	25	-	
1174	114/11	R	Wet	25	-	
1175	114/12	R	Wet	25	-	
1176	114/13	R	Wet	25	-	
1177	115/1	R	Wet	0	-	Temple Land
1178	115/2	R	Wet	25	-	
1179	115/3	R	Wet	25	-	
1180	115/4	R	Wet	25	-	
1181	115/5	R	Dry	25	-	
1182	115/6	R	Dry	25	-	
1183	115/7	R	Dry	25	-	
1184	115/8	G	GP	0	0	

ZONAL OFFICER

  
 SUB COLLECTOR(REVENUE)

## VILLAGE : 30 - KEEZHAMANAI

Sl.No.	Survey .No.	G/R	Land Type	GLR Value		Remarks
				Sq. Feet (₹)	Per Are(₹)	
1185	115/9	R	Wet	25	-	
1186	115/10	R	Wet	25	-	
1187	115/11	R	Wet	25	-	
1188	115/12	R	Wet	25	-	
1189	115/13	R	Wet	25	-	
1190	115/14	R	Wet	25	-	
1191	115/15	R	Wet	25	-	
1192	115/16	R	Wet	25	-	
1193	115/17	R	Wet	25	-	
1194	115/18	R	Wet	25	-	
1195	115/19	G	GP	0	0	
1196	116	G	GP	0	0	
1197	117/1	G	GP	0	0	
1198	117/2	R	Natham	25	-	
1199	117/3	R	Natham	25	-	
1200	117/4/A	R	Natham	25	-	
1201	117/4/B	R	Natham	25	-	
1202	117/5/A	R	Natham	25	-	
1203	117/5/B	R	Natham	25	-	
1204	117/6	R	Natham	25	-	
1205	117/7	R	Natham	25	-	
1206	117/8	R	Natham	25	-	
1207	117/9/A	R	Natham	25	-	
1208	117/9/B	R	Natham	25	-	
1209	118/1	G	GP	0	0	
1210	118/2	G	GP	0	0	
1211	118/3	G	GP	0	0	
1212	118/3/A	R	Kudiyiruppu	-	0	
1213	118/3/B/1	R	Natham	25	-	
1214	118/3/B/2	R	Natham	25	-	
1215	118/3/B/3	R	Natham	25	-	
1216	118/4	R	Natham	25	-	

ZONAL OFFICER


  
SUB COLLECTOR(REVENUE)

## VILLAGE : 30 - KEEZHAMANAI

Sl.No.	Survey .No.	G/R	Land Type	GLR Value		Remarks
				Sq. Feet (₹)	Per Are(₹)	
1217	118/5	R	Natham	25	-	
1218	118/6	R	Natham	25	-	
1219	118/7	R	Natham	25	-	
1220	118/8	R	Natham	25	-	
1221	118/9	R	Natham	25	-	
1222	118/10	R	Natham	0	-	Temple Land
1223	118/11	R	Natham	0	-	Temple Land
1224	118/12	R	Natham	25	-	
1225	118/13/A	R	Natham	25	-	
1226	118/13/B	R	Natham	25	-	
1227	118/13/C	R	Natham	25	-	
1228	118/13/D	R	Natham	25	-	
1229	118/13/E	R	Natham	25	-	
1230	118/14	R	Natham	25	-	
1231	118/15	R	Natham	25	-	
1232	118/16/A	R	Natham	25	-	
1233	118/16/B	R	Natham	25	-	
1234	118/17	R	Natham	25	-	
1235	118/18/A	R	Natham	25	-	
1236	118/18/B	R	Natham	25	-	
1237	119	G	GP	0	0	
1238	120/1/A	R	Dry	-	7,000	
1239	120/1/B	R	Dry	-	7,000	
1240	120/1/C	R	Dry	-	7,000	
1241	120/2	R	Dry	-	7,000	
1242	120/3	G	Dry	0	0	
1243	120/4	R	Dry	-	7,000	
1244	120/5	G	Dry	0	0	
1245	120/6	R	Dry	-	7,000	
1246	120/7	G	Dry	0	0	
1247	120/8	R	Dry	-	7,000	
1248	120/9	G	Dry	0	0	

ZONAL OFFICER


 SUB COLLECTOR(REVENUE)

## VILLAGE : 30 - KEEZHAMANAI

Sl.No.	Survey .No.	G/R	Land Type	GLR Value		Remarks
				Sq. Feet (₹)	Per Are(₹)	
1249	120/10	R	Dry	-	7,000	
1250	120/11	G	Dry	0	0	
1251	120/12	R	Dry	-	7,000	
1252	120/13	G	GP	0	0	
1253	121/1	R	Dry	-	7,000	
1254	121/2	R	Dry	-	7,000	
1255	121/3	R	Dry	-	7,000	
1256	121/4	R	Dry	-	7,000	
1257	121/5	G	GP	0	0	
1258	121/6	R	Dry	-	7,000	
1259	121/7	G	Dry	0	0	
1260	121/8	R	Dry	-	7,000	
1261	121/9	G	Dry	0	0	
1262	121/10	R	Dry	-	7,000	
1263	121/11	R	Dry	-	7,000	
1264	122/1	G	GP	0	0	
1265	122/2	R	Dry	-	0	Temple Land
1266	123/1	R	Dry	-	7,000	
1267	123/2	R	Dry	-	7,000	
1268	123/3	R	Dry	-	0	Temple Land
1269	123/4	G	GP	0	0	
1270	123/5	G	GP	0	0	
1271	124	G	GP	0	0	
1272	125/1	R	Dry	-	7,000	
1273	125/2	G	Dry	0	0	
1274	125/3	R	Dry	-	7,000	
1275	125/4	G	Dry	0	0	
1276	125/5	R	Dry	-	7,000	
1277	125/6	G	Dry	0	0	
1278	125/7	G	GP	0	0	
1279	125/8	G	GP	0	0	
1280	126/1	G	Dry	0	0	

ZONAL OFFICER

  
 SUB COLLECTOR(REVENUE)

## VILLAGE : 30 - KEEZHAMANAI

Sl.No.	Survey .No.	G/R	Land Type	GLR Value		Remarks
				Sq. Feet (₹)	Per Are(₹)	
1281	126/2	G	GP	0	0	
1282	127	G	GP	0	0	
1283	128/1	R	Dry	-	0	Temple Land
1284	128/2	R	Wet	-	7,000	
1285	128/3	G	Dry	0	0	
1286	128/4	R	Dry	-	7,000	
1287	128/5	R	Wet	-	7,000	
1288	128/6	R	Dry	-	0	Temple Land
1289	129	G	GP	0	0	
1290	130/1	G	GP	0	0	
1291	130/2	R	Dry	-	11,500	
1292	130/3	R	Dry	-	11,500	
1293	130/4	R	Dry	-	11,500	
1294	130/5	R	Dry	-	11,500	
1295	130/6	R	Dry	-	11,500	
1296	130/7	R	Dry	-	11,500	
1297	130/8	R	Dry	-	11,500	
1298	130/9	G	GP	0	0	
1299	130/10	G	GP	0	0	
1300	130/11	R	Dry	-	11,500	
1301	130/12	R	Dry	-	11,500	
1302	130/13	R	Dry	-	11,500	
1303	130/14	R	Dry	-	11,500	
1304	131/1	G	GP	0	0	
1305	131/2	R	Dry	-	11,500	
1306	131/3	R	Dry	-	11,500	
1307	131/4	R	Dry	-	11,500	
1308	131/5	R	Dry	-	11,500	
1309	131/6	R	Dry	-	11,500	
1310	131/7	R	Dry	-	11,500	
1311	131/8	R	Dry	-	11,500	
1312	131/9	R	Dry	-	11,500	

ZONAL OFFICER


 SUB COLLECTOR(REVENUE)

## VILLAGE : 30 - KEEZHAMANAI

Sl.No.	Survey .No.	G/R	Land Type	GLR Value		Remarks
				Sq. Feet (₹)	Per Are(₹)	
1313	131/10	R	Dry	-	11,500	
1314	131/11	G	Dry	0	0	
1315	131/12	R	Dry	-	11,500	
1316	131/13	R	Dry	-	11,500	
1317	131/14	R	Dry	-	11,500	
1318	131/15	R	Dry	-	11,500	
1319	131/16	R	Dry	-	11,500	
1320	131/17	R	Dry	-	11,500	
1321	131/18	R	Dry	-	11,500	
1322	131/19	R	Dry	-	11,500	
1323	131/20	R	Dry	-	11,500	
1324	131/21	R	Dry	-	11,500	
1325	132/1	G	GP	0	0	
1326	132/2	R	Natham	25	-	
1327	132/3	R	Natham	25	-	
1328	132/4	R	Natham	25	-	
1329	132/6	R	Natham	25	-	
1330	132/7	R	Natham	25	-	
1331	132/8	R	Natham	25	-	
1332	132/9	R	Natham	25	-	
1333	132/10	R	Natham	25	-	
1334	132/11	R	Natham	25	-	
1335	132/12	R	Natham	0	-	Temple Land
1336	132/13	R	Natham	25	-	
1337	132/14	R	Natham	25	-	
1338	132/15	R	Natham	25	-	
1339	132/16	R	Natham	25	-	
1340	132/17	R	Natham	25	-	
1341	132/18	R	Natham	25	-	
1342	132/19	R	Natham	25	-	
1343	132/20	R	Natham	25	-	
1344	132/21	R	Natham	25	-	

ZONAL OFFICER

  
 SUB COLLECTOR(REVENUE)

## VILLAGE : 30 - KEEZHAMANAI

Sl.No.	Survey .No.	G/R	Land Type	GLR Value		Remarks
				Sq. Feet (₹)	Per Are(₹)	
1345	132/22	R	Natham	25	-	
1346	132/23	R	Natham	25	-	
1347	132/24	R	Natham	25	-	
1348	132/25	R	Natham	25	-	
1349	132/26	R	Natham	25	-	
1350	133	G	GP	0	0	
1351	134	G	GP	0	0	
1352	135/1	G	GP	0	0	
1353	135/2	R	Wet	-	7,000	
1354	135/3	G	Dry	0	0	
1355	135/4	G	Dry	0	0	
1356	135/5	R	Wet	-	7,000	
1357	135/6	R	Wet	-	7,000	
1358	135/7	R	Dry	-	11,500	
1359	135/8	R	Dry	-	11,500	
1360	135/9	R	Dry	-	11,500	
1361	135/10	R	Dry	-	11,500	
1362	135/11	R	Dry	-	11,500	
1363	135/12	R	Dry	-	0	TEMPLE LAND
1364	135/13	R	Dry	-	0	TEMPLE LAND
1365	135/14	R	Dry	-	11,500	
1366	136/1	R	Wet	-	7,000	
1367	136/2	R	Wet	-	7,000	
1368	136/3	G	GP	0	0	
1369	136/4	G	GP	0	0	
1370	136/5	R	Dry	-	11,500	
1371	136/6	R	Wet	-	7,000	
1372	136/7	R	Wet	-	7,000	
1373	136/8	R	Wet	-	7,000	
1374	136/9	R	Wet	-	5,000	
1375	136/10	R	Dry	-	11,500	
1376	136/11	R	Dry	-	11,500	

ZONAL OFFICER

  
 SUB COLLECTOR(REVENUE)

## VILLAGE : 30 - KEEZHAMANAI

Sl.No.	Survey .No.	G/R	Land Type	GLR Value		Remarks
				Sq. Feet (₹)	Per Are(₹)	
1377	136/12	R	Dry	-	11,500	
1378	136/13	R	Wet	-	5,000	
1379	137	G	GP	0	0	
1380	138	R	Dry	-	0	Temple Land
1381	138/A	R	Kudiyiruppu	-	0	
1382	138/B	R	Kudiyiruppu	-	0	
1383	138/D	R	Kudiyiruppu	-	0	
1384	138/E	R	Kudiyiruppu	-	0	
1385	138/F	R	Kudiyiruppu	-	0	
1386	138/G	R	Kudiyiruppu	-	0	
1387	138/H	R	Kudiyiruppu	-	0	
1388	138/I	R	Kudiyiruppu	-	0	
1389	138/K	R	Kudiyiruppu	-	0	
1390	138/O	R	Kudiyiruppu	-	0	
1391	138/Q	R	Kudiyiruppu	-	0	
1392	139	R	Wet	-	0	Temple Land
1393	139/1/A	R	Kudiyiruppu	-	0	
1394	140/1	R	Wet	-	7,000	
1395	140/2	R	Wet	-	7,000	
1396	140/3	R	Wet	-	7,000	
1397	141	G	GP	0	0	
1398	142/1	G	GP	0	0	
1399	142/2	R	Wet	-	7,000	
1400	142/3	R	Wet	-	7,000	
1401	142/4	R	Wet	-	7,000	
1402	143	G	GP	0	0	
1403	144	G	GP	0	0	
1404	145/1/A	R	Wet	-	11,500	
1405	145/1/B	R	Wet	-	11,500	
1406	145/1/C	R	Wet	-	11,500	
1407	145/2	R	Wet	-	11,500	
1408	146	G	GP	0	0	

ZONAL OFFICER


 SUB COLLECTOR(REVENUE)

## VILLAGE : 30 - KEEZHAMANAI

Sl.No.	Survey .No.	G/R	Land Type	GLR Value		Remarks
				Sq. Feet (₹)	Per Are(₹)	
1409	147/1	R	Dry	-	11,500	
1410	147/2	G	GP	0	0	
1411	147/3	R	Wet	-	0	Temple Land
1412	147/4	R	Wet	-	7,000	
1413	148/1	G	Dry	0	0	
1414	148/2	R	Dry	-	11,500	
1415	148/2/B	R	Kudiyiruppu	-	0	
1416	148/3	G	GP	0	0	
1417	148/4	R	Wet	-	5,000	
1418	149/1	R	Dry	-	0	TEMPLE LAND
1419	149/2/A	R	Kudiyiruppu	-	0	
1420	149/2/B	R	Kudiyiruppu	-	0	
1421	149/2/C	R	Kudiyiruppu	-	0	
1422	149/2/D/1	R	GP	-	0	TEMPLE LAND
1423	149/2/D/2	R	Dry	-	7,000	
1424	149/2/E	G	GP	0	0	
1425	149/2/F	G	GP	0	0	
1426	149/2/G	G	GP	0	0	
1427	150/1/A	R	Kudiyiruppu	-	0	
1428	150/1/B	R	Kudiyiruppu	-	0	
1429	150/1/C	R	Kudiyiruppu	-	0	
1430	150/1/D	R	Kudiyiruppu	-	0	
1431	150/1/E	R	Kudiyiruppu	-	0	
1432	150/1/F	R	Kudiyiruppu	-	0	
1433	150/1/G	R	Kudiyiruppu	-	0	
1434	150/1/H	R	Kudiyiruppu	-	0	
1435	150/1/I	R	Kudiyiruppu	-	0	
1436	150/1/J	R	Kudiyiruppu	-	0	
1437	150/1/K	R	Kudiyiruppu	-	0	
1438	150/1/L	R	Kudiyiruppu	-	0	
1439	150/1/M	R	Kudiyiruppu	-	0	
1440	150/1/N	G	GP	0	0	

ZONAL OFFICER

  
 SUB COLLECTOR(REVENUE)

## VILLAGE : 30 - KEEZHAMANAI


Sl.No.	Survey .No.	G/R	Land Type	GLR Value		Remarks
				Sq. Feet (₹)	Per Are(₹)	
1441	150/1/O/1	R	Dry	-	7,000	
1442	150/1/O/2	R	Dry	-	7,000	
1443	150/1/P	G	GP	0	0	
1444	150/1/Q	R	Dry	-	7,000	
1445	150/1/R	R	Dry	-	7,000	
1446	150/1/S	R	Dry	-	7,000	
1447	150/2/A/1	R	Wet	-	0	Temple Land
1448	150/2/A/2	R	Wet	-	0	Temple Land
1449	150/2/A/3	R	Wet	-	5,000	
1450	150/2/B	R	Kudiyiruppu	-	0	
1451	151/1	R	Wet	-	5,000	
1452	151/2	R	Wet	-	5,000	
1453	151/3	G	GP	0	0	
1454	151/4	G	GP	0	0	
1455	151/5	G	GP	0	0	
1456	151/6	R	Wet	-	5,000	
1457	151/7	R	Wet	-	5,000	
1458	151/8	R	Wet	-	5,000	
1459	151/9	R	Wet	-	5,000	
1460	151/10	R	Wet	-	5,000	
1461	152	G	GP	0	0	
1462	153/1	R	Dry	-	9,000	
1463	153/2	G	GP	0	0	
1464	153/3	R	Dry	-	9,000	
1465	153/3/A	R	Kudiyiruppu	-	0	
1466	153/4	R	Dry	-	9,000	
1467	153/5	R	Dry	-	9,000	
1468	153/6	R	Dry	-	9,000	
1469	153/7	R	Dry	-	9,000	
1470	153/8	R	Dry	-	9,000	
1471	153/9	R	Dry	-	9,000	
1472	153/10	G	GP	0	0	

ZONAL OFFICER


 SUB COLLECTOR(REVENUE)

## VILLAGE : 30 - KEEZHAMANAI

Sl.No.	Survey .No.	G/R	Land Type	GLR Value		Remarks
				Sq. Feet (₹)	Per Are(₹)	
1473	153/11	G	GP	0	0	
1474	153/12	R	Dry	-	9,000	
1475	153/13/A	R	Dry	-	9,000	
1476	153/13/B	R	Dry	-	9,000	
1477	153/14	R	Dry	-	9,000	
1478	153/15/A/1	R	Dry	-	9,000	
1479	153/15/A/2	R	Dry	-	9,000	
1480	153/15/A/3	R	Dry	-	9,000	
1481	153/15/A/4	R	Dry	-	9,000	
1482	153/15/A/5	R	Dry	-	9,000	
1483	153/15/A/6	R	Dry	-	9,000	
1484	153/15/A/7	R	Dry	-	9,000	
1485	153/15/B	R	Kudiyiruppu	-	0	
1486	153/16/A/1	R	Wet	-	5,000	
1487	153/16/A/2	R	Wet	-	5,000	
1488	153/16/A/3	R	Wet	-	5,000	
1489	153/16/A/4	R	Wet	-	5,000	
1490	153/16/A/5	R	Wet	-	5,000	
1491	153/16/A/6	R	Wet	-	5,000	
1492	153/16/B	R	Kudiyiruppu	-	0	
1493	153/17	G	GP	0	0	
1494	153/18	R	Wet	-	5,000	
1495	153/19	G	GP	0	0	
1496	154	G	GP	0	0	
1497	155/1/A	R	Wet	-	11,500	
1498	155/1/B/1	R	Wet	-	11,500	
1499	155/1/B/2	R	Wet	-	11,500	
1500	155/1/C	R	Wet	-	11,500	
1501	155/1/D	R	Wet	-	11,500	
1502	155/1/E	R	Wet	-	11,500	
1503	155/2	R	Wet	-	11,500	
1504	155/3	R	Wet	-	11,500	



ZONAL OFFICER

SUB COLLECTOR(REVENUE)

## VILLAGE : 30 - KEEZHAMANAI

Sl.No.	Survey .No.	G/R	Land Type	GLR Value		Remarks
				Sq. Feet (₹)	Per Are(₹)	
1505	155/4/A	R	Wet	-	11,500	
1506	155/4/B	R	Wet	-	11,500	
1507	156	G	GP	0	0	
1508	157	G	GP	0	0	
1509	158/1	G	GP	0	0	
1510	158/2/A	R	Wet	-	5,000	
1511	158/2/B	R	Wet	-	5,000	
1512	158/2/C/1	R	Wet	-	5,000	
1513	158/2/C/2	R	Wet	-	5,000	
1514	158/3	R	Dry	-	7,000	
1515	158/4	G	GP	0	0	
1516	159/1	R	Wet	-	5,000	
1517	159/2	G	GP	0	0	
1518	159/3/A	R	Wet	-	5,000	
1519	159/3/B	R	Wet	-	5,000	
1520	159/3/C	R	Wet	-	5,000	
1521	159/3/D	R	Wet	-	5,000	
1522	160/1/A	R	Wet	-	5,000	
1523	160/1/B	R	Wet	-	5,000	
1524	160/2	G	GP	0	0	
1525	160/3	G	GP	0	0	
1526	161/1	G	GP	0	0	
1527	161/2	R	Dry	-	7,000	
1528	161/3	R	Wet	-	5,000	
1529	162/1	G	GP	0	0	
1530	162/2	R	Wet	-	5,000	
1531	162/3	R	Wet	-	5,000	
1532	162/4	G	GP	0	0	
1533	162/5	R	Wet	-	5,000	
1534	162/6	R	Wet	-	5,000	
1535	163/1	G	GP	0	0	
1536	163/2/A	R	Wet	-	5,000	

ZONAL OFFICER

  
 SUB COLLECTOR(REVENUE)

## VILLAGE : 30 - KEEZHAMANAI

Sl.No.	Survey .No.	G/R	Land Type	GLR Value		Remarks
				Sq. Feet (₹)	Per Are(₹)	
1537	163/2/B	R	Wet	-	5,000	
1538	163/2/C	R	Wet	-	5,000	
1539	163/3/A	R	Wet	-	5,000	
1540	163/3/B	R	Wet	-	5,000	
1541	163/4	G	GP	0	0	
1542	163/5	R	Wet	-	5,000	
1543	164/1	R	Wet	-	5,000	
1544	164/2	R	Wet	-	5,000	
1545	164/3	R	Wet	-	5,000	
1546	164/4/A	R	Wet	-	5,000	
1547	164/4/B	R	Wet	-	5,000	
1548	164/5	R	Wet	-	5,000	
1549	165/1	R	Dry	-	7,000	
1550	165/2	R	Wet	-	5,000	
1551	165/3	R	Wet	-	5,000	
1552	165/4	R	Dry	-	7,000	
1553	165/5	R	Wet	-	0	TEMPLE LAND
1554	165/6	R	Dry	-	0	TEMPLE LAND
1555	165/7	R	Wet	-	0	TEMPLE LAND
1556	165/8	R	Dry	-	7,000	
1557	165/9	R	Wet	-	5,000	
1558	165/10	R	Wet	-	5,000	
1559	165/11	R	Dry	-	7,000	
1560	165/12	G	GP	0	0	
1561	165/13	G	GP	0	0	
1562	165/14	G	GP	0	0	
1563	165/15	R	Wet	-	5,000	
1564	166/1	R	Wet	-	5,000	
1565	166/2	R	Wet	-	5,000	
1566	166/3	R	Wet	-	5,000	
1567	166/4	R	Wet	-	5,000	
1568	166/5	R	Wet	-	5,000	

ZONAL OFFICER

  
 SUB COLLECTOR(REVENUE)

## VILLAGE : 30 - KEEZHAMANAI

Sl.No.	Survey .No.	G/R	Land Type	GLR Value		Remarks
				Sq. Feet (₹)	Per Are(₹)	
1569	166/6	R	Wet	-	5,000	
1570	166/7	G	GP	0	0	
1571	166/8	R	Dry	-	7,000	
1572	166/9	G	GP	0	0	
1573	166/10	R	Dry	-	7,000	
1574	166/11/A	R	Dry	-	7,000	
1575	166/11/B	R	Dry	-	7,000	
1576	166/12	R	Wet	-	5,000	
1577	166/13	G	GP	0	0	
1578	166/14	G	GP	0	0	
1579	166/15	G	GP	0	0	
1580	167/1	G	GP	0	0	
1581	167/2	R	Dry	-	7,000	
1582	167/3	R	Dry	-	7,000	
1583	167/4/A	R	Wet	-	5,000	
1584	167/4/B/1	R	Wet	-	5,000	
1585	167/4/B/2	R	Wet	-	5,000	
1586	167/5	G	GP	0	0	
1587	167/6/A	R	Dry	-	7,000	
1588	167/6/B/1	R	Dry	-	7,000	
1589	167/6/B/2	R	Dry	-	7,000	
1590	167/7	G	GP	0	0	
1591	168	G	GP	0	0	
1592	169/1	R	Dry	-	7,000	
1593	169/2	G	Dry	0	0	
1594	169/3	G	GP	0	0	
1595	170/1	R	Wet	-	5,000	
1596	170/2	R	Dry	-	7,000	
1597	170/2/A	R	Kudiyiruppu	-	0	
1598	170/3	R	Dry	-	7,000	
1599	170/4	R	Dry	-	0	TEMPLE LAND
1600	170/5	G	GP	0	0	

ZONAL OFFICER

  
 SUB COLLECTOR(REVENUE)

## VILLAGE : 30 - KEEZHAMANAI

Sl.No.	Survey .No.	G/R	Land Type	GLR Value		Remarks
				Sq. Feet (₹)	Per Are(₹)	
1601	170/6	R	Wet	-	7,000	
1602	171	G	GP	0	0	
1603	172/1	R	Dry	-	7,000	
1604	172/2	G	GP	0	0	
1605	172/3/A	R	Kudiyiruppu	-	0	
1606	172/3/B	R	Kudiyiruppu	-	0	
1607	172/3/C	R	Kudiyiruppu	-	0	
1608	172/3/D	R	Kudiyiruppu	-	0	
1609	172/3/E	R	Kudiyiruppu	-	0	
1610	172/3/F/1	R	Dry	-	14,000	
1611	172/3/F/2	R	Dry	-	14,000	
1612	172/3/F/3	R	Dry	-	14,000	
1613	173/1	G	GP	0	0	
1614	173/2	R	Wet	-	5,000	
1615	173/3	G	GP	0	0	
1616	174/1	R	Dry	-	7,000	
1617	174/2	R	Wet	-	5,000	
1618	174/3	G	GP	0	0	
1619	174/4	R	Dry	-	7,000	
1620	174/5	G	GP	0	0	
1621	174/6/A	R	Wet	-	5,000	
1622	174/6/B/1	R	Wet	-	5,000	
1623	174/6/B/2	R	Wet	-	5,000	
1624	174/6/C	R	Wet	-	5,000	
1625	175/1	R	Dry	-	7,000	
1626	175/2	G	GP	0	0	
1627	175/3	G	GP	0	0	
1628	175/4	R	Wet	-	5,000	
1629	175/5	G	GP	0	0	
1630	175/6	R	Dry	-	7,000	
1631	175/7	R	Dry	-	7,000	
1632	175/8	R	Dry	-	7,000	

ZONAL OFFICER

  
 SUB COLLECTOR(REVENUE)

## VILLAGE : 30 - KEEZHAMANAI

Sl.No.	Survey .No.	G/R	Land Type	GLR Value		Remarks
				Sq. Feet (₹)	Per Are(₹)	
1633	175/9/A	R	Wet	-	7,000	
1634	175/9/B	R	Wet	-	7,000	
1635	175/9/C	R	Wet	-	7,000	
1636	176/1	G	GP	0	0	
1637	176/2	R	Dry	-	7,000	
1638	176/2/A/1	R	Kudiyiruppu	-	0	
1639	176/2/B	R	Kudiyiruppu	-	0	
1640	176/2/B/1	R	Kudiyiruppu	-	0	
1641	176/2/C	R	Kudiyiruppu	-	0	
1642	176/2/C/1	R	Kudiyiruppu	-	0	
1643	176/2/D	R	Kudiyiruppu	-	0	
1644	176/2/D/1	R	Kudiyiruppu	-	0	
1645	176/2/E	R	Kudiyiruppu	-	0	
1646	176/2/E/1	R	Kudiyiruppu	-	0	
1647	176/2/F	R	Kudiyiruppu	-	0	
1648	176/2/G	R	Kudiyiruppu	-	0	
1649	176/2/H	R	Kudiyiruppu	-	0	
1650	176/2/I	R	Kudiyiruppu	-	0	
1651	176/2/J	R	Kudiyiruppu	-	0	
1652	176/2/K	R	Kudiyiruppu	-	0	
1653	176/2/L	R	Kudiyiruppu	-	0	
1654	176/2/M	R	Kudiyiruppu	-	0	
1655	176/2/O	R	Kudiyiruppu	-	0	
1656	176/2/P	R	Kudiyiruppu	-	0	
1657	176/2/Q	R	Kudiyiruppu	-	0	
1658	176/2/R	R	Kudiyiruppu	-	0	
1659	176/2/T	R	Kudiyiruppu	-	0	
1660	176/2/U	R	Kudiyiruppu	-	0	
1661	176/2/V	R	Kudiyiruppu	-	0	
1662	176/2/W	R	Kudiyiruppu	-	0	
1663	176/2/X	R	Kudiyiruppu	-	0	
1664	176/2/Y	R	Kudiyiruppu	-	0	

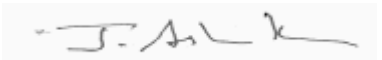
ZONAL OFFICER


  
SUB COLLECTOR(REVENUE)

VILLAGE : 30 - KEEZHAMANAI

Sl.No.	Survey .No.	G/R	Land Type	GLR Value		Remarks
				Sq. Feet (₹)	Per Are(₹)	
1665	176/2/Z	R	Kudiyiruppu	-	0	
1666	176/3	G	GP	0	0	
1667	176/4/A	R	Wet	-	5,000	
1668	176/4/B	R	Wet	-	5,000	
1669	176/4/C	R	Wet	-	5,000	
1670	177	G	GP	0	0	

ZONAL OFFICER


  
SUB COLLECTOR(REVENUE)

VILLAGE : 30 - KEEZHAMANAI Ward :0 Block :0

Sl.No.	Survey .No.	G/R	Land Type	GLR Value		Remarks
				Sq. Feet (₹)	Per Are(₹)	
1671	170/////		GP	-	0	

**CERTIFICATE**

Certified that all the survey numbers and all the sub-divisions of Wet, Dry, Manai and Commercial areas are included without any omission in the Guide Line Register pertaining to the year 2011-2012 in respect of No. 30 - KEEZHAMANAI Revenue Village of NERAVY Firka.

**CERTIFICATE**

Certified that 100% verification of Guide Line Register for the year 2011 - 2012 in respect of No.30 - KEEZHAMANAI Revenue Village of NERAVY Firka is done by me.

*May be approved.*

**Tahsildar**

*Approved.*

**Sub-Collector (Revenue)**