

**GUIDE LINE REGISTER FOR THE YEAR**

**2011 - 2012**

**FIRKA : KOTTUCHERRY**

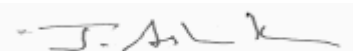
**VILLAGE: THIRUVETTAKUDY**

ZONAL OFFICER

  
SUB COLLECTOR(REVENUE)

## VILLAGE : 12 - THIRUVETTAKUDY

Sl.No.	Survey .No.	G/R	Land Type	GLR Value		Remarks
				Sq. Feet (₹)	Per Are(₹)	
1	1/1	R	Dry	-	11,500	
2	1/2	R	Wet	-	11,500	
3	1/3	R	Dry	-	11,500	
4	1/4	R	Dry	-	11,500	
5	1/5	R	Dry	-	11,500	
6	1/6	R	Dry	-	11,500	
7	1/7	R	Dry	-	11,500	
8	2/1	R	Wet	-	11,500	
9	2/2	G	GP	0	0	
10	2/13	R	Natham	25	-	
11	3/1	R	Dry	-	11,500	
12	3/2	R	Dry	-	11,500	
13	3/3	R	Dry	-	11,500	
14	3/4	R	Dry	-	11,500	
15	3/5	R	Wet	-	11,500	
16	3/6	R	Wet	-	11,500	
17	3/7	G	GP	0	0	
18	4/1	R	Wet	-	11,500	
19	4/2	G	GP	0	0	
20	4/3	G	GP	0	0	
21	4/4	R	Wet	-	11,500	
22	4/5	R	Wet	-	11,500	
23	4/6	R	Wet	-	11,500	
24	4/7	R	Wet	-	11,500	
25	4/8	G	GP	0	0	
26	4/9	G	GP	0	0	
27	5/1/A	R	Wet	-	11,500	
28	5/1/B	R	Wet	-	11,500	
29	5/1/C	R	Wet	-	11,500	
30	5/1/D	R	Wet	-	11,500	
31	5/1/E	R	Wet	-	11,500	
32	5/2	G	GP	0	0	



ZONAL OFFICER

SUB COLLECTOR(REVENUE)

## VILLAGE : 12 - THIRUVETTAKUDY

Sl.No.	Survey .No.	G/R	Land Type	GLR Value		Remarks
				Sq. Feet (₹)	Per Are(₹)	
33	5/3	G	GP	0	0	
34	6/1	R	Wet	-	11,500	
35	6/2	R	Wet	-	11,500	
36	6/3	R	Wet	-	11,500	
37	6/4	G	GP	0	0	
38	6/5	G	GP	0	0	
39	7/1	R	Wet	-	11,500	
40	7/2	R	Wet	-	11,500	
41	7/3	R	Wet	-	11,500	
42	7/4	R	Wet	-	11,500	
43	7/5	R	Wet	-	11,500	
44	7/6/A	R	Wet	-	11,500	
45	7/6/B	R	Wet	-	11,500	
46	7/7	R	Wet	-	11,500	
47	7/8	R	Wet	-	11,500	
48	7/9	R	Wet	-	11,500	
49	7/10	R	Wet	-	11,500	
50	7/11	R	Wet	-	11,500	
51	7/12	R	Wet	-	11,500	
52	7/13	R	Wet	-	11,500	
53	7/14	R	Wet	-	0	Temple Land
54	7/15	R	Wet	-	11,500	
55	7/16	R	Wet	-	11,500	
56	7/17	R	Wet	-	11,500	
57	7/18	R	Wet	-	11,500	
58	7/19	R	Wet	-	0	Temple Land
59	7/20	R	Wet	-	11,500	
60	7/21	R	Dry	-	11,500	
61	8/1	R	Wet	-	11,500	
62	8/2	R	Wet	-	11,500	
63	8/3	R	Wet	-	11,500	
64	8/4	R	Wet	-	11,500	



ZONAL OFFICER

SUB COLLECTOR(REVENUE)

## VILLAGE : 12 - THIRUVETTAKUDY

Sl.No.	Survey .No.	G/R	Land Type	GLR Value		Remarks
				Sq. Feet (₹)	Per Are(₹)	
65	8/5	R	Wet	-	11,500	
66	8/6	G	GP	0	0	
67	9/1	G	GP	0	0	
68	9/2	R	Wet	-	0	Temple Land
69	9/3	R	Wet	-	11,500	
70	9/4	R	Wet	-	11,500	
71	9/5	R	Wet	-	11,500	
72	9/6	R	Wet	-	11,500	
73	9/7	G	Dry	0	0	
74	9/8	R	Wet	-	11,500	
75	9/9	R	Wet	-	11,500	
76	9/10	G	GP	0	0	
77	9/26	G	Manai	0	0	
78	9/27	G	Manai	0	0	
79	10/1	G	GP	0	0	
80	10/2	R	Wet	-	11,500	
81	10/3	R	Wet	-	11,500	
82	10/4	R	Wet	-	11,500	
83	10/5	R	Wet	-	11,500	
84	10/6	R	Wet	-	11,500	
85	10/7	R	Wet	-	11,500	
86	10/8	R	Wet	-	11,500	
87	10/9	G	GP	0	0	
88	10/10	R	Wet	-	11,500	
89	11/1	G	GP	0	0	
90	11/2	R	Wet	-	11,500	
91	11/3	R	Wet	-	11,500	
92	11/4/A	R	Wet	-	11,500	
93	11/4/B	R	Wet	-	11,500	
94	11/5	R	Wet	-	11,500	
95	12/1/A/1	R	Wet	-	11,500	
96	12/1/A/2	R	Wet	-	11,500	

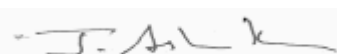


ZONAL OFFICER

SUB COLLECTOR(REVENUE)

## VILLAGE : 12 - THIRUVETTAKUDY

Sl.No.	Survey .No.	G/R	Land Type	GLR Value		Remarks
				Sq. Feet (₹)	Per Are(₹)	
97	12/1/A/3	R	Wet	-	11,500	
98	12/1/B	R	Wet	-	11,500	
99	12/1/C	R	Wet	-	11,500	
100	12/1/D	R	Wet	-	11,500	
101	12/1/E	R	Wet	-	11,500	
102	12/1/F	R	Wet	-	11,500	
103	12/2	G	GP	0	0	
104	12/3	R	Wet	-	11,500	
105	12/4	G	GP	0	0	
106	13/1	G	GP	0	0	
107	13/2	R	Wet	-	11,500	
108	13/3	R	Wet	-	11,500	
109	13/4	R	Wet	-	11,500	
110	13/5	R	Wet	-	11,500	
111	14/1	G	GP	0	0	
112	14/2	R	Wet	-	11,500	
113	14/3	R	Wet	-	11,500	
114	14/4	R	Wet	-	11,500	
115	14/5	R	Wet	-	11,500	
116	14/6	R	Wet	-	11,500	
117	15/1	R	Wet	-	11,500	
118	15/2	R	Wet	-	11,500	
119	15/3	R	Wet	-	11,500	
120	15/4	R	Dry	-	11,500	
121	15/5	R	Dry	-	0	Temple Land
122	15/6	R	Wet	-	0	Temple Land
123	15/7	R	Wet	-	0	Temple Land
124	15/8	R	Dry	-	0	Temple Land
125	16/1	R	Dry	-	0	Temple Land
126	16/2	G	GP	0	0	
127	17/1	G	GP	0	0	
128	17/2	R	Dry	-	0	Temple Land



ZONAL OFFICER

SUB COLLECTOR(REVENUE)

## VILLAGE : 12 - THIRUVETTAKUDY

Sl.No.	Survey .No.	G/R	Land Type	GLR Value		Remarks
				Sq. Feet (₹)	Per Are(₹)	
129	17/3	R	Wet	-	11,500	
130	17/4	R	Wet	-	11,500	
131	17/5	G	GP	0	0	
132	17/6	G	GP	0	0	
133	18/1	R	Wet	-	11,500	
134	18/2	G	GP	0	0	
135	18/3	G	GP	0	0	
136	18/4	R	Dry	-	22,000	
137	18/5	R	Wet	-	22,000	
138	18/6/A/1	R	Dry	-	22,000	
139	18/6/A/2	R	Dry	-	22,000	
140	18/6/A/3	R	Dry	-	22,000	
141	18/6/B	R	Dry	-	22,000	
142	18/7	R	Dry	-	22,000	
143	18/8	R	Dry	-	22,000	
144	18/9	R	Dry	-	22,000	
145	18/10	R	Dry	-	22,000	
146	19/1	R	Wet	-	11,500	
147	19/1/5/B	R	Dry	-	11,500	
148	19/2	R	Wet	-	11,500	
149	19/3	R	Wet	-	11,500	
150	19/4/A	R	Dry	-	11,500	
151	19/4/B	R	Dry	-	11,500	
152	19/5	R	Wet	-	11,500	
153	19/6	R	Dry	-	11,500	
154	19/7	R	Dry	-	11,500	
155	19/8	R	Dry	-	11,500	
156	19/9	R	Wet	-	22,000	
157	19/10	R	Dry	-	22,000	
158	19/11	R	Wet	-	22,000	
159	19/12	G	GP	0	0	
160	19/13	R	Dry	-	22,000	

ZONAL OFFICER

  
 SUB COLLECTOR(REVENUE)

## VILLAGE : 12 - THIRUVETTAKUDY

Sl.No.	Survey .No.	G/R	Land Type	GLR Value		Remarks
				Sq. Feet (₹)	Per Are(₹)	
161	19/14	R	Dry	-	22,000	
162	19/15	R	Dry	-	22,000	
163	19/15/A	R	Dry	-	22,000	
164	19/15/B	R	Dry	-	22,000	
165	20/1	G	GP	0	0	
166	20/2/A	R	Wet	-	11,500	
167	20/2/B	R	Wet	-	11,500	
168	20/3	R	Dry	-	22,000	
169	20/4	R	Dry	-	22,000	
170	20/5	R	Wet	-	11,500	
171	20/6	G	GP	0	0	
172	20/7	R	Dry	-	22,000	
173	21/1	G	GP	0	0	
174	21/2	R	Wet	-	11,500	
175	21/3	R	Wet	-	11,500	
176	21/4	R	Dry	-	22,000	
177	21/5	G	GP	0	0	
178	21/6	R	Wet	-	11,500	
179	21/7	R	Dry	-	22,000	
180	22/1	R	Wet	-	11,500	
181	22/2	R	Wet	-	11,500	
182	22/3	G	GP	0	0	
183	22/4/A	R	Wet	-	11,500	
184	22/4/B	R	Wet	-	11,500	
185	22/5	R	Wet	-	11,500	
186	22/6	G	GP	0	0	
187	22/7	R	Wet	-	11,500	
188	22/8	R	Wet	-	11,500	
189	22/9	R	Dry	-	0	Temple Land
190	22/10	R	Wet	-	0	Temple Land
191	23/1/A	R	Wet	-	11,500	
192	23/1/B	R	Wet	-	11,500	

ZONAL OFFICER

  
 SUB COLLECTOR(REVENUE)

## VILLAGE : 12 - THIRUVETTAKUDY

Sl.No.	Survey .No.	G/R	Land Type	GLR Value		Remarks
				Sq. Feet (₹)	Per Are(₹)	
193	23/2	R	Wet	-	11,500	
194	23/3/A	R	Wet	-	11,500	
195	23/3/B	R	Wet	-	11,500	
196	23/4	G	GP	0	0	
197	23/5/A/1	R	Wet	-	11,500	
198	23/5/A/2	R	Wet	-	11,500	
199	23/5/B	R	Wet	-	11,500	
200	23/6	R	Wet	-	11,500	
201	23/7	R	Wet	-	11,500	
202	23/8	R	Wet	-	11,500	
203	23/9	R	Wet	-	11,500	
204	23/10	R	Wet	-	11,500	
205	23/11	G	GP	0	0	
206	23/12	R	Wet	-	11,500	
207	23/13	R	Wet	-	11,500	
208	23/14	R	Wet	-	11,500	
209	23/15	R	Wet	-	0	Temple Land
210	23/16	R	Wet	-	11,500	
211	23/17	R	Wet	-	11,500	
212	24/1	R	Wet	-	11,500	
213	24/2/A	R	Wet	-	11,500	
214	24/2/B	R	Wet	-	11,500	
215	24/3	R	Wet	-	0	Temple Land
216	24/4/A	R	Wet	-	11,500	
217	24/4/B	R	Wet	-	11,500	
218	24/5	R	Wet	-	11,500	
219	24/6	R	Wet	-	11,500	
220	24/7	R	Wet	-	0	Temple Land
221	24/8	R	Wet	-	0	Temple Land
222	24/9	R	Wet	-	11,500	
223	24/10	R	Wet	-	11,500	
224	24/11	R	Wet	-	0	Temple Land

ZONAL OFFICER


 SUB COLLECTOR(REVENUE)

## VILLAGE : 12 - THIRUVETTAKUDY

Sl.No.	Survey .No.	G/R	Land Type	GLR Value		Remarks
				Sq. Feet (₹)	Per Are(₹)	
225	24/12	R	Wet	-	11,500	
226	24/13	G	GP	0	0	
227	25/1	R	Dry	-	11,500	
228	25/2/A	R	Dry	-	11,500	
229	25/2/B	R	Dry	-	11,500	
230	25/3	R	Dry	-	0	Temple Land
231	25/4	R	Dry	-	11,500	
232	25/5	R	Dry	-	11,500	
233	25/6	R	Wet	-	11,500	
234	25/7	R	Wet	-	11,500	
235	25/8	R	Wet	-	11,500	
236	25/9	R	Wet	-	11,500	
237	25/10	R	Dry	-	11,500	
238	25/11	R	Dry	-	11,500	
239	25/12	R	Dry	-	11,500	
240	25/13	R	Dry	-	11,500	
241	25/14	R	Dry	-	11,500	
242	25/15	R	Dry	-	11,500	
243	25/16	R	Dry	-	11,500	
244	25/17	R	Dry	-	11,500	
245	26/1	R	Wet	-	11,500	
246	26/2	R	Wet	-	11,500	
247	26/3	G	GP	0	0	
248	26/9	G	GP	0	0	
249	27/1	R	Wet	-	11,500	
250	27/2	G	GP	0	0	
251	27/3	R	Wet	-	11,500	
252	27/4	R	Wet	-	11,500	
253	27/5	R	Wet	-	11,500	
254	27/6	R	Wet	-	11,500	
255	27/7	R	Wet	-	11,500	
256	27/8	R	Wet	-	11,500	

ZONAL OFFICER

  
 SUB COLLECTOR(REVENUE)

## VILLAGE : 12 - THIRUVETTAKUDY

Sl.No.	Survey .No.	G/R	Land Type	GLR Value		Remarks
				Sq. Feet (₹)	Per Are(₹)	
257	27/9	R	Wet	-	11,500	
258	27/10	R	Wet	-	11,500	
259	27/11	R	Wet	-	11,500	
260	28/1	R	Dry	-	11,500	
261	28/2	R	Dry	-	11,500	
262	28/3	R	Dry	-	11,500	
263	28/4	R	Wet	-	11,500	
264	28/5	R	Dry	-	11,500	
265	28/6/A	R	Dry	-	11,500	
266	28/6/B	R	Dry	-	11,500	
267	28/7	R	Dry	-	11,500	
268	28/8	R	Dry	-	11,500	
269	29/1	R	Dry	-	11,500	
270	29/2	R	Dry	-	11,500	
271	29/3	R	Dry	-	11,500	
272	29/4	R	Dry	-	11,500	
273	29/5	R	Dry	-	11,500	
274	29/6	R	Dry	-	11,500	
275	29/7	R	Dry	-	11,500	
276	29/8	R	Dry	-	55,500	
277	29/9	R	Dry	-	55,500	
278	29/10	R	Dry	-	52,000	
279	29/11	R	Dry	-	52,000	
280	29/12	R	Dry	-	52,000	
281	29/13	R	Dry	-	52,000	
282	29/14	R	Dry	-	52,000	
283	29/15	R	Dry	-	52,000	
284	30/1	R	Dry	-	109,000	
285	30/2	R	Dry	-	109,000	
286	30/3	R	Dry	-	109,000	
287	30/4	R	Dry	-	109,000	
288	30/5	R	Dry	-	109,000	

ZONAL OFFICER

  
 SUB COLLECTOR(REVENUE)

## VILLAGE : 12 - THIRUVETTAKUDY


Sl.No.	Survey .No.	G/R	Land Type	GLR Value		Remarks
				Sq. Feet (₹)	Per Are(₹)	
289	30/6/1	R	Dry	-	109,000	
290	30/6/2	R	Dry	-	109,000	
291	30/7/A	R	Dry	-	52,000	
292	30/7/B	R	Dry	-	52,000	
293	30/8	R	Dry	-	52,000	
294	30/9	R	Dry	-	52,000	
295	30/10/A	R	Dry	-	52,000	
296	30/10/B	R	Dry	-	52,000	
297	30/11	R	Dry	-	52,000	
298	30/12	R	Dry	-	52,000	
299	30/13	R	Dry	-	52,000	
300	31/1	R	Dry	-	52,000	
301	31/2	R	Dry	-	52,000	
302	31/3	R	Wet	-	52,000	
303	31/4	R	Dry	-	52,000	
304	31/5	R	Wet	-	52,000	
305	31/6	R	Wet	-	52,000	
306	31/7	R	Dry	-	52,000	
307	31/8	R	Dry	-	52,000	
308	31/9	R	Dry	-	52,000	
309	31/10	G	GP	0	0	
310	31/11	R	Wet	-	52,000	
311	31/12	R	Dry	-	52,000	
312	31/13/A	R	Dry	-	52,000	
313	31/13/B	R	Dry	-	52,000	
314	31/14/A	R	Dry	-	52,000	
315	31/14/B	R	Dry	-	52,000	
316	31/15	R	Dry	-	52,000	
317	31/16	R	Wet	-	52,000	
318	32	G	GP	0	0	
319	33	G	GP	0	0	
320	33/9	R	Wet	-	52,000	

ZONAL OFFICER


 SUB COLLECTOR(REVENUE)

## VILLAGE : 12 - THIRUVETTAKUDY

Sl.No.	Survey .No.	G/R	Land Type	GLR Value		Remarks
				Sq. Feet (₹)	Per Are(₹)	
321	34/1	G	GP	0	0	
322	34/2	G	GP	0	0	
323	34/3	R	Dry	-	52,000	
324	34/4	R	Dry	-	52,000	
325	34/5	R	Dry	-	52,000	
326	34/6	R	Dry	-	52,000	
327	34/7	R	Dry	-	52,000	
328	34/8	R	Dry	-	52,000	
329	34/9	R	Dry	-	52,000	
330	34/10	R	Dry	-	52,000	
331	34/11	R	Dry	-	52,000	
332	34/12	R	Dry	-	0	Temple Land
333	34/13	R	Dry	-	52,000	
334	35/1	G	GP	0	0	
335	35/2	R	Dry	-	0	Temple Land
336	35/2/E	R	LGR	-	0	
337	35/3	R	Dry	-	32,500	
338	35/4	R	Dry	-	32,500	
339	35/5	R	Wet	-	32,500	
340	35/6	R	Dry	-	32,500	
341	35/7	R	Dry	-	32,500	
342	35/8	R	Dry	-	32,500	
343	35/9	R	Dry	-	32,500	
344	35/10	G	GP	0	0	
345	35/11	R	Natham	50	-	
346	35/12	R	Natham	50	-	
347	35/13	G	GP	0	0	
348	35/14	R	Natham	50	-	
349	35/15	R	Natham	50	-	
350	35/16	R	Natham	50	-	
351	35/17	R	Natham	50	-	
352	35/18	R	Natham	50	-	



ZONAL OFFICER

SUB COLLECTOR(REVENUE)

## VILLAGE : 12 - THIRUVETTAKUDY

Sl.No.	Survey .No.	G/R	Land Type	GLR Value		Remarks
				Sq. Feet (₹)	Per Are(₹)	
353	35/19	G	GP	0	0	
354	35/27	G	Manai	0	0	
355	36/1	R	Dry	-	32,500	
356	36/2	R	Dry	-	32,500	
357	36/3	R	Dry	-	32,500	
358	36/4	R	Dry	-	32,500	
359	36/5	R	Dry	-	32,500	
360	36/6	R	Dry	-	32,500	
361	36/7	R	Dry	-	32,500	
362	36/8	R	Dry	-	32,500	
363	36/9	R	Wet	-	32,500	
364	36/10	R	Dry	-	32,500	
365	37/1	R	Dry	-	32,500	
366	37/2	R	Dry	-	32,500	
367	37/3	R	Dry	-	32,500	
368	37/4	R	Dry	-	32,500	
369	37/5	R	Dry	-	32,500	
370	37/6/A	R	Dry	-	32,500	
371	37/6/B	R	Dry	-	32,500	
372	37/7	R	Dry	-	32,500	
373	37/8	R	Dry	-	32,500	
374	37/9	G	GP	0	0	
375	37/10	G	Dry	0	0	
376	37/11	G	Dry	0	0	
377	37/12	R	Dry	-	32,500	
378	37/13	R	Dry	-	32,500	
379	37/14	R	Dry	-	32,500	
380	37/15	R	Dry	-	32,500	
381	37/16	R	Dry	-	32,500	
382	37/17	R	Dry	-	32,500	
383	37/18	R	Dry	-	32,500	
384	37/19	R	Dry	-	32,500	

ZONAL OFFICER

  
 SUB COLLECTOR(REVENUE)

## VILLAGE : 12 - THIRUVETTAKUDY

Sl.No.	Survey .No.	G/R	Land Type	GLR Value		Remarks
				Sq. Feet (₹)	Per Are(₹)	
385	37/20	R	Dry	-	32,500	
386	37/21	R	Dry	-	32,500	
387	38/1/A/1	R	Dry	-	55,500	
388	38/1/A/2/A/1	R	Dry	-	55,500	
389	38/1/A/2/A/2	R	Dry	-	55,500	
390	38/1/A/2/B	R	Dry	-	55,500	
391	38/1/B	R	Dry	-	55,500	
392	38/2/A	R	Dry	-	55,500	
393	38/2/B	R	Dry	-	55,500	
394	38/2/C	R	Dry	-	55,500	
395	38/3/A	R	Dry	-	55,500	
396	38/3/B	R	Dry	-	55,500	
397	38/4	G	GP	0	0	
398	38/5	G	Dry	0	0	
399	38/6	G	Dry	0	0	
400	38/7	R	Dry	-	55,500	
401	38/8	R	Dry	-	55,500	
402	38/9	G	Dry	0	0	
403	39	G	GP	0	0	
404	40/1	R	Wet	-	11,500	
405	40/2	R	Dry	-	45,000	
406	40/3	R	Dry	-	45,000	
407	40/4	R	Dry	-	45,000	
408	40/5	R	Dry	-	45,000	
409	40/6	R	Dry	-	45,000	
410	40/7	R	Dry	-	45,000	
411	40/8	R	Dry	-	45,000	
412	40/9	R	Dry	-	45,000	
413	40/10	R	Dry	-	45,000	
414	40/11	R	Dry	-	45,000	
415	40/12	R	Dry	-	45,000	
416	40/13	R	Dry	-	45,000	

ZONAL OFFICER

  
 SUB COLLECTOR(REVENUE)

## VILLAGE : 12 - THIRUVETTAKUDY

Sl.No.	Survey .No.	G/R	Land Type	GLR Value		Remarks
				Sq. Feet (₹)	Per Are(₹)	
417	40/14	G	GP	0	0	
418	40/15	R	Natham	50	-	
419	40/16	R	Natham	50	-	
420	41/1	R	Dry	-	45,000	
421	41/2	R	Dry	-	45,000	
422	41/3/A	R	Dry	-	45,000	
423	41/3/B	R	Kudiyiruppu	-	0	
424	41/4	R	Dry	-	45,000	
425	41/5	R	Dry	-	45,000	
426	41/6	R	Dry	-	45,000	
427	41/7	R	Dry	-	45,000	
428	41/8	R	Dry	-	45,000	
429	41/9	R	Dry	-	45,000	
430	41/10	R	Dry	-	45,000	
431	41/11	R	Natham	50	-	
432	41/12/A	R	Dry	-	45,000	
433	41/12/B	R	Dry	-	45,000	
434	41/13	R	Dry	-	45,000	
435	41/14	R	Dry	-	45,000	
436	41/15	R	Natham	50	-	
437	41/16	G	GP	0	0	
438	41/17	R	Natham	50	-	
439	41/18	R	Natham	50	-	
440	41/19	R	Natham	50	-	
441	42/1	R	Natham	50	-	
442	42/2	R	Dry	-	45,000	
443	42/3	R	Dry	-	45,000	
444	42/4	R	Dry	-	45,000	
445	42/5	R	Dry	-	45,000	
446	42/6/A	R	Dry	-	45,000	
447	42/6/B	R	Dry	-	45,000	
448	42/7/A	R	Dry	-	45,000	

ZONAL OFFICER


  
SUB COLLECTOR(REVENUE)

## VILLAGE : 12 - THIRUVETTAKUDY

Sl.No.	Survey .No.	G/R	Land Type	GLR Value		Remarks
				Sq. Feet (₹)	Per Are(₹)	
449	42/7/B	R	Kudiyiruppu	-	0	
450	42/8	R	Dry	-	45,000	
451	42/9	R	Dry	-	45,000	
452	42/10	R	Dry	-	45,000	
453	42/11	G	GP	0	0	
454	42/12	R	Dry	-	45,000	
455	42/13	R	Dry	-	45,000	
456	42/14	R	Dry	-	45,000	
457	42/15	R	Natham	50	-	
458	43/1	R	Dry	-	45,000	
459	43/2	R	Dry	-	45,000	
460	43/3/A	R	Dry	-	45,000	
461	43/3/B	R	Dry	-	45,000	
462	43/4	R	Dry	-	45,000	
463	43/5	R	Dry	-	45,000	
464	43/6	R	Dry	-	45,000	
465	43/7	R	Dry	-	45,000	
466	43/8	R	Dry	-	45,000	
467	43/9	R	Dry	-	45,000	
468	43/10/A	R	Dry	-	45,000	
469	43/10/B	R	Dry	-	45,000	
470	43/10/C	R	Dry	-	45,000	
471	43/11	G	GP	0	0	
472	44/1/A	R	Dry	-	45,000	
473	44/1/B	R	Dry	-	45,000	
474	44/2	R	Dry	-	45,000	
475	44/3	R	Dry	-	45,000	
476	44/4/A	R	Dry	-	45,000	
477	44/4/B	R	Dry	-	45,000	
478	44/5	R	Dry	-	45,000	
479	44/6	R	Dry	-	45,000	
480	44/7	R	Dry	-	45,000	

ZONAL OFFICER

  
 SUB COLLECTOR(REVENUE)

## VILLAGE : 12 - THIRUVETTAKUDY

Sl.No.	Survey .No.	G/R	Land Type	GLR Value		Remarks
				Sq. Feet (₹)	Per Are(₹)	
481	44/8	R	Dry	-	45,000	
482	44/9/A	R	Dry	-	45,000	
483	44/9/B	R	Dry	-	45,000	
484	44/10	G	GP	0	0	
485	44/11	R	Dry	-	45,000	
486	45/1	R	Dry	-	45,000	
487	45/2	R	Dry	-	45,000	
488	45/3	R	Dry	-	45,000	
489	45/4	R	Dry	-	45,000	
490	45/5	R	Wet	-	45,000	
491	45/6/A	R	Dry	-	45,000	
492	45/6/B	R	Kudiyiruppu	-	0	
493	45/7	R	Wet	-	45,000	
494	45/8	R	Dry	-	45,000	
495	45/9	R	Dry	-	45,000	
496	45/9/B	R	Dry	-	45,000	
497	45/10/A	R	Natham	50	-	
498	45/10/B	R	Natham	50	-	
499	45/11	R	Dry	-	45,000	
500	45/12/A	R	Dry	0	-	Temple Land
501	45/12/B	R	Kudiyiruppu	-	0	
502	45/13/A	G	GP	0	0	
503	45/13/B	R	Dry	-	45,000	
504	45/14	R	Dry	-	45,000	
505	45/15	G	GP	0	0	
506	45/16	R	Dry	-	0	Temple Land
507	46/1	R	Dry	-	32,500	
508	46/2	R	Dry	-	32,500	
509	46/3	R	Dry	-	32,500	
510	46/4	R	Dry	-	0	Temple Land
511	46/5/A	R	Dry	-	32,500	
512	46/5/B	R	Kudiyiruppu	-	0	

ZONAL OFFICER


 SUB COLLECTOR(REVENUE)

## VILLAGE : 12 - THIRUVETTAKUDY

Sl.No.	Survey .No.	G/R	Land Type	GLR Value		Remarks
				Sq. Feet (₹)	Per Are(₹)	
513	46/6/A	R	Dry	-	32,500	
514	46/6/B	R	Dry	-	32,500	
515	46/7	R	Dry	-	32,500	
516	46/8	R	Dry	-	32,500	
517	46/9	R	Dry	-	32,500	
518	46/10	R	Dry	-	32,500	
519	46/11	R	Dry	-	32,500	
520	46/12	R	Dry	-	32,500	
521	46/13	R	Dry	-	32,500	
522	46/14	G	GP	0	0	
523	46/15/A	R	Dry	-	32,500	
524	46/15/B	R	Dry	-	32,500	
525	46/16	R	Dry	-	32,500	
526	47/1	R	Dry	50	-	
527	47/2/A	R	Dry	-	32,500	
528	47/2/B	R	Dry	-	32,500	
529	47/3	R	Dry	-	32,500	
530	47/4	R	Dry	50	-	
531	47/5	R	Dry	-	32,500	
532	47/6	R	Natham	25	-	
533	47/7	R	Dry	-	32,500	
534	47/8	R	Dry	-	32,500	
535	47/9	R	Dry	-	32,500	
536	47/10/A	R	Dry	-	32,500	
537	47/10/B	R	Dry	-	32,500	
538	47/11	R	Dry	-	32,500	
539	47/12	R	Dry	-	32,500	
540	48	G	GP	0	0	
541	49/1	R	Dry	50	-	
542	49/2	R	Dry	-	32,500	
543	49/3	R	Dry	-	32,500	
544	49/4	R	Dry	-	32,500	

ZONAL OFFICER

  
 SUB COLLECTOR(REVENUE)

## VILLAGE : 12 - THIRUVETTAKUDY

Sl.No.	Survey .No.	G/R	Land Type	GLR Value		Remarks
				Sq. Feet (₹)	Per Are(₹)	
545	49/5	R	Dry	-	32,500	
546	49/6	R	Dry	-	32,500	
547	49/7	R	Dry	-	32,500	
548	49/8	R	Dry	-	32,500	
549	49/9	R	Dry	-	32,500	
550	49/10	R	Dry	-	32,500	
551	49/11	R	Dry	-	32,500	
552	49/12	R	Dry	-	32,500	
553	49/13	R	Dry	-	32,500	
554	49/14	R	Dry	-	32,500	
555	49/15	R	Dry	-	0	Temple Land
556	50/1	R	Wet	-	0	Temple Land
557	50/2	R	Dry	-	32,500	
558	50/3	R	Dry	-	32,500	
559	50/4	R	Dry	-	32,500	
560	50/5	R	Dry	-	32,500	
561	50/6	R	Dry	-	32,500	
562	50/7/A	R	Dry	-	32,500	
563	50/7/B	R	Dry	-	32,500	
564	50/8	R	Dry	-	32,500	
565	50/9	R	Dry	-	32,500	
566	50/10/A	R	Dry	-	32,500	
567	50/10/B	R	Dry	-	32,500	
568	50/11/A	R	Dry	-	32,500	
569	50/11/B	R	Dry	-	32,500	
570	50/11/C	R	Dry	-	32,500	
571	50/12	G	GP	0	0	
572	51/1	G	GP	0	0	
573	51/2/A	R	Dry	-	32,500	
574	51/2/B	R	Dry	-	32,500	
575	51/2/C	R	Dry	-	32,500	
576	51/3	R	Dry	-	32,500	

ZONAL OFFICER


 SUB COLLECTOR(REVENUE)

## VILLAGE : 12 - THIRUVETTAKUDY

Sl.No.	Survey .No.	G/R	Land Type	GLR Value		Remarks
				Sq. Feet (₹)	Per Are(₹)	
577	51/4	R	Dry	-	32,500	
578	51/5	R	Dry	-	32,500	
579	51/6	R	Dry	-	32,500	
580	51/7/A	R	Dry	-	32,500	
581	51/7/B	R	Dry	-	32,500	
582	51/8	R	Dry	-	0	Temple Land
583	51/9	R	Dry	-	32,500	
584	51/10	R	Dry	-	32,500	
585	51/11	R	Dry	-	32,500	
586	51/12	R	Dry	-	32,500	
587	51/13	R	Dry	-	0	Temple Land
588	51/14	R	Dry	-	32,500	
589	51/15/A	R	Dry	-	32,500	
590	51/15/B	R	Dry	-	32,500	
591	51/15/C	R	Dry	-	32,500	
592	52/1/A	R	Dry	-	32,500	
593	52/1/B	R	Dry	-	32,500	
594	52/2	R	Dry	-	32,500	
595	52/3	R	Dry	-	32,500	
596	52/4	R	Dry	-	32,500	
597	52/5	R	Dry	-	32,500	
598	52/6	R	Dry	-	32,500	
599	52/7	R	Dry	-	32,500	
600	52/8	R	Dry	-	32,500	
601	52/9	R	Dry	-	32,500	
602	52/10	R	Dry	-	32,500	
603	52/11	R	Dry	-	32,500	
604	52/12/A	R	Dry	-	32,500	
605	52/12/B	R	Dry	-	32,500	
606	52/13	R	Dry	-	32,500	
607	52/14	R	Dry	-	32,500	
608	52/15	R	Dry	-	32,500	



ZONAL OFFICER

SUB COLLECTOR(REVENUE)

## VILLAGE : 12 - THIRUVETTAKUDY

Sl.No.	Survey .No.	G/R	Land Type	GLR Value		Remarks
				Sq. Feet (₹)	Per Are(₹)	
609	52/16	R	Dry	-	32,500	
610	52/17	R	Dry	-	32,500	
611	52/18	G	GP	0	0	
612	53/1	R	Dry	-	0	Temple Land
613	53/2	R	Dry	-	45,000	
614	53/3	R	Dry	-	45,000	
615	53/4	R	Dry	-	67,000	
616	53/5	R	Dry	-	67,000	
617	53/6	R	Dry	-	67,000	
618	53/7	R	Dry	-	67,000	
619	53/8	R	Dry	-	67,000	
620	53/9	R	Dry	-	67,000	
621	53/10	R	Dry	-	67,000	
622	53/11	R	Dry	-	67,000	
623	53/12	R	Dry	-	67,000	
624	53/13	R	Dry	-	67,000	
625	53/14	R	Dry	-	67,000	
626	53/15	R	Dry	-	45,000	
627	53/16	R	Dry	-	45,000	
628	53/17	R	Dry	-	45,000	
629	54/1	R	Dry	100	-	
630	54/2	R	Wet	100	-	
631	54/3	R	Dry	100	-	
632	54/4	R	Dry	100	-	
633	54/5	R	Dry	100	-	
634	54/6	R	Dry	0	-	Temple Land
635	54/7	R	Dry	100	-	
636	54/8	R	Dry	100	-	
637	54/9	R	Dry	0	-	Temple Land
638	54/10	R	Dry	100	-	
639	54/11	G	GP	0	0	
640	55/1	R	Dry	100	-	

ZONAL OFFICER


  
SUB COLLECTOR(REVENUE)

## VILLAGE : 12 - THIRUVETTAKUDY

Sl.No.	Survey .No.	G/R	Land Type	GLR Value		Remarks
				Sq. Feet (₹)	Per Are(₹)	
641	55/2	R	Dry	100	-	
642	55/3	R	Dry	100	-	
643	55/4	R	Dry	100	-	
644	55/5	G	GP	0	0	
645	56/1	R	Dry	100	-	
646	56/2	R	Dry	100	-	
647	56/3	R	Wet	100	-	
648	56/4	R	Dry	100	-	
649	56/5	R	Dry	100	-	
650	56/6	R	Dry	100	-	
651	56/7	R	Dry	100	-	
652	56/8	R	Wet	100	-	
653	56/9/A/1	R	Dry	100	-	
654	56/9/A/2/A	R	Dry	100	-	
655	56/9/A/2/B	R	Dry	100	-	
656	56/9/B	R	Dry	100	-	
657	56/10	R	Dry	100	-	
658	56/11	G	GP	0	0	
659	56/12/A/1	R	Dry	100	-	
660	56/12/A/2	R	Dry	100	-	
661	56/12/B	R	Dry	100	-	
662	56/13/A	R	Dry	100	-	
663	56/13/B	R	Dry	100	-	
664	57/1/A	R	Dry	-	67,000	
665	57/1/B	R	Dry	-	67,000	
666	57/2	R	Dry	-	67,000	
667	57/3	R	Dry	-	67,000	
668	57/4	R	Dry	-	67,000	
669	57/4/A	R	Dry	-	67,000	
670	57/4/B	R	Dry	-	67,000	
671	57/5	R	Dry	-	67,000	
672	57/6	R	Dry	-	67,000	

ZONAL OFFICER

  
 SUB COLLECTOR(REVENUE)

## VILLAGE : 12 - THIRUVETTAKUDY

Sl.No.	Survey .No.	G/R	Land Type	GLR Value		Remarks
				Sq. Feet (₹)	Per Are(₹)	
673	57/7	R	Dry	-	67,000	
674	57/8	R	Dry	-	67,000	
675	57/9	R	Dry	-	67,000	
676	57/10	R	Dry	-	67,000	
677	57/11	R	Dry	-	67,000	
678	57/12	G	GP	0	0	
679	58/1	R	Dry	-	67,000	
680	58/2	R	Dry	-	67,000	
681	58/3	R	Dry	-	67,000	
682	58/4	R	Dry	-	67,000	
683	58/5	R	Dry	-	67,000	
684	58/6	R	Dry	-	67,000	
685	58/7	R	Dry	-	67,000	
686	58/8	R	Dry	-	67,000	
687	58/9	G	GP	0	0	
688	59/1	G	GP	0	0	
689	59/2	R	Dry	-	67,000	
690	59/3/A	R	Dry	-	67,000	
691	59/3/B	R	Dry	-	67,000	
692	59/3/C	R	Dry	-	67,000	
693	59/4	R	Dry	-	67,000	
694	59/5	R	Dry	-	67,000	
695	59/6	R	Dry	-	67,000	
696	59/7	R	Dry	-	67,000	
697	59/8	R	Dry	-	67,000	
698	60/1	R	Dry	-	45,000	
699	60/2	R	Dry	-	45,000	
700	60/3	R	Dry	-	45,000	
701	60/4	R	Dry	-	45,000	
702	60/5	R	Dry	-	45,000	
703	60/6	R	Dry	-	45,000	
704	60/7	R	Dry	-	45,000	

ZONAL OFFICER

  
 SUB COLLECTOR(REVENUE)

## VILLAGE : 12 - THIRUVETTAKUDY

Sl.No.	Survey .No.	G/R	Land Type	GLR Value		Remarks
				Sq. Feet (₹)	Per Are(₹)	
705	60/8	R	Dry	-	45,000	
706	60/9	R	Dry	-	45,000	
707	60/10	R	Dry	-	45,000	
708	61/1	R	Wet	-	45,000	
709	61/2	R	Dry	-	45,000	
710	61/3	R	Dry	-	45,000	
711	61/4	R	Dry	-	45,000	
712	61/5	R	Wet	-	45,000	
713	62/1	R	Wet	-	11,500	
714	62/2	R	Wet	-	11,500	
715	62/3	R	Wet	-	11,500	
716	62/4	R	Wet	-	11,500	
717	62/5	R	Wet	-	11,500	
718	63/1/A	R	Wet	-	11,500	
719	63/1/B	R	Wet	-	11,500	
720	63/2	R	Wet	-	11,500	
721	63/3	R	Wet	-	11,500	
722	63/4	R	Wet	-	11,500	
723	63/5/A	R	Wet	-	11,500	
724	63/5/B	R	Wet	-	11,500	
725	63/6	R	Wet	-	11,500	
726	63/7	R	Wet	-	11,500	
727	63/8	R	Wet	-	11,500	
728	63/9	R	Wet	-	11,500	
729	63/10	G	GP	0	0	
730	63/11	R	Wet	-	11,500	
731	63/12	R	Wet	-	11,500	
732	63/13	R	Wet	-	11,500	
733	63/14	R	Wet	-	11,500	
734	63/15	R	Wet	-	11,500	
735	64/1	R	Wet	-	11,500	
736	64/2	R	Wet	-	11,500	

ZONAL OFFICER

  
 SUB COLLECTOR(REVENUE)

## VILLAGE : 12 - THIRUVETTAKUDY

Sl.No.	Survey .No.	G/R	Land Type	GLR Value		Remarks
				Sq. Feet (₹)	Per Are(₹)	
737	64/3	R	Wet	-	11,500	
738	64/4	R	Wet	-	11,500	
739	65	G	GP	0	0	
740	66	G	GP	0	0	
741	67/1	R	Wet	-	11,500	
742	67/2	R	Wet	-	11,500	
743	67/3	R	Wet	-	11,500	
744	67/4	R	Wet	-	11,500	
745	67/5	R	Wet	-	11,500	
746	67/6	R	Wet	-	11,500	
747	67/7	R	Wet	-	11,500	
748	67/8	R	Wet	-	11,500	
749	67/9	R	Wet	-	11,500	
750	67/10	R	Wet	-	11,500	
751	67/11	R	Wet	-	11,500	
752	67/12	R	Wet	-	11,500	
753	68/1	R	Wet	-	11,500	
754	68/2	R	Wet	-	11,500	
755	68/3	R	Wet	-	11,500	
756	68/4	R	Wet	-	0	Temple Land
757	68/5	R	Wet	-	11,500	
758	68/6	R	Wet	-	0	Temple Land
759	68/7	R	Wet	-	11,500	
760	68/8	R	Wet	-	11,500	
761	68/9	R	Wet	-	11,500	
762	68/10	R	Wet	-	0	Temple Land
763	68/11	R	Wet	-	11,500	
764	68/12	R	Wet	-	11,500	
765	68/13	R	Wet	-	11,500	
766	68/14	R	Wet	-	11,500	
767	68/15	R	Wet	-	11,500	
768	69/1	R	Wet	-	11,500	

ZONAL OFFICER

  
 SUB COLLECTOR(REVENUE)

## VILLAGE : 12 - THIRUVETTAKUDY

Sl.No.	Survey .No.	G/R	Land Type	GLR Value		Remarks
				Sq. Feet (₹)	Per Are(₹)	
769	69/2	R	Dry	-	0	Temple Land
770	69/3	G	GP	0	0	
771	69/4	R	Dry	-	11,500	
772	69/5	R	Wet	-	0	Temple Land
773	70/1	G	GP	0	0	
774	70/2	G	GP	0	0	
775	70/3	R	Wet	-	11,500	
776	70/4	R	Wet	-	11,500	
777	70/5	R	Wet	-	11,500	
778	70/6	R	Wet	-	11,500	
779	70/7	G	GP	0	0	
780	70/8	G	GP	0	0	
781	70/9	R	Wet	-	11,500	
782	70/10	R	Wet	-	11,500	
783	70/11	R	Wet	-	11,500	
784	70/12	R	Wet	-	11,500	
785	70/13	R	Wet	-	11,500	
786	70/14	R	Wet	-	11,500	
787	70/15/A	R	Wet	-	11,500	
788	70/15/B	R	Wet	-	11,500	
789	70/16	R	Wet	-	11,500	
790	71/1	G	GP	0	0	
791	71/2/A	R	Wet	-	11,500	
792	71/2/B	R	Wet	-	11,500	
793	71/3	R	Wet	-	11,500	
794	71/4	R	Wet	-	11,500	
795	71/5	R	Wet	-	11,500	
796	71/7	R	Wet	-	11,500	
797	71/8	R	Wet	-	11,500	
798	71/9	R	Wet	-	11,500	
799	71/10	G	GP	0	0	
800	72/1	R	Wet	-	11,500	

ZONAL OFFICER

  
 SUB COLLECTOR(REVENUE)

## VILLAGE : 12 - THIRUVETTAKUDY

Sl.No.	Survey .No.	G/R	Land Type	GLR Value		Remarks
				Sq. Feet (₹)	Per Are(₹)	
801	72/2	R	Wet	-	11,500	
802	72/3	R	Wet	-	11,500	
803	72/4	R	Wet	-	11,500	
804	72/5	R	Wet	-	11,500	
805	72/6/A	R	Wet	-	11,500	
806	72/6/B	R	Wet	-	11,500	
807	72/6/C	R	Wet	-	11,500	
808	72/7	R	Wet	-	11,500	
809	72/8	R	Wet	-	11,500	
810	72/9/A	R	Wet	-	11,500	
811	72/9/B	R	Wet	-	11,500	
812	72/9/C	R	Wet	-	11,500	
813	72/10	G	GP	0	0	
814	73/1	R	Wet	-	11,500	
815	73/2	R	Wet	-	11,500	
816	73/3	R	Wet	-	0	Temple Land
817	73/4	R	Wet	-	0	Temple Land
818	73/5	R	Wet	-	11,500	
819	73/6	R	Wet	-	11,500	
820	73/7	R	Wet	-	11,500	
821	73/8	R	Wet	-	11,500	
822	73/9	R	Wet	-	11,500	
823	73/10	R	Wet	-	11,500	
824	73/11	R	Wet	-	11,500	
825	73/12	R	Wet	-	11,500	
826	73/13	R	Wet	-	11,500	
827	74/1	R	Wet	-	0	Temple Land
828	74/2/A	R	Wet	-	11,500	
829	74/2/B	R	Wet	-	11,500	
830	74/3	R	Wet	-	11,500	
831	75/1	R	Wet	-	11,500	
832	75/2	R	Wet	-	11,500	

ZONAL OFFICER


 SUB COLLECTOR(REVENUE)

## VILLAGE : 12 - THIRUVETTAKUDY

Sl.No.	Survey .No.	G/R	Land Type	GLR Value		Remarks
				Sq. Feet (₹)	Per Are(₹)	
833	75/3	R	Wet	-	11,500	
834	75/4	R	Wet	-	11,500	
835	75/5	R	Wet	-	11,500	
836	76/1	R	Wet	-	11,500	
837	76/2	R	Wet	-	11,500	
838	76/3	R	Wet	-	11,500	
839	76/4	R	Wet	-	11,500	
840	76/5/A	R	Wet	-	11,500	
841	76/5/B	R	Wet	-	11,500	
842	77/1	R	Wet	-	11,500	
843	77/2	R	Wet	-	11,500	
844	77/3/A	R	Wet	-	11,500	
845	77/3/B	R	Wet	-	11,500	
846	77/3/C	R	Wet	-	11,500	
847	77/4	R	Wet	-	11,500	
848	77/5	G	GP	0	0	
849	78/1	G	GP	0	0	
850	78/2	R	Wet	-	11,500	
851	78/3	R	Wet	-	11,500	
852	78/4	R	Wet	-	11,500	
853	78/5	G	GP	0	0	
854	78/6	R	Wet	-	11,500	
855	78/7	R	Wet	-	11,500	
856	78/8	G	GP	0	0	
857	78/9	R	Wet	-	11,500	
858	78/10	R	Wet	-	11,500	
859	79/1	G	GP	0	0	
860	79/2	R	Wet	-	11,500	
861	79/3	R	Wet	-	11,500	
862	79/4	R	Wet	-	11,500	
863	80	R	Wet	-	11,500	
864	80/1	G	GP	0	0	

ZONAL OFFICER


 SUB COLLECTOR(REVENUE)

## VILLAGE : 12 - THIRUVETTAKUDY

Sl.No.	Survey .No.	G/R	Land Type	GLR Value		Remarks
				Sq. Feet (₹)	Per Are(₹)	
865	80/2/A	R	Wet	-	11,500	
866	80/2/B	R	Wet	-	11,500	
867	81/1	G	GP	0	0	
868	81/2	R	Wet	-	11,500	
869	81/3	R	Wet	-	11,500	
870	81/4	R	Wet	-	11,500	
871	82/1	G	GP	0	0	
872	82/2	R	Wet	-	11,500	
873	82/3	R	Wet	-	11,500	
874	82/4	R	Wet	-	11,500	
875	82/5	R	Wet	-	11,500	
876	82/6	R	Wet	-	11,500	
877	82/7	R	Wet	-	11,500	
878	82/8	G	GP	0	0	
879	83/1	G	GP	0	0	
880	83/2	R	Wet	-	11,500	
881	83/3	R	Wet	-	11,500	
882	83/4	R	Wet	-	11,500	
883	83/5	R	Wet	-	11,500	
884	83/6	R	Wet	-	11,500	
885	83/7	R	Wet	-	11,500	
886	83/8	R	Wet	-	11,500	
887	83/9	R	Wet	-	11,500	
888	84/1	G	GP	0	0	
889	84/2	R	Wet	-	11,500	
890	84/3	R	Wet	-	11,500	
891	84/4	R	Wet	-	11,500	
892	84/5	R	Wet	-	11,500	
893	85/1	G	GP	0	0	
894	85/2	R	Wet	-	11,500	
895	85/3	R	Wet	-	11,500	
896	85/4	R	Wet	-	11,500	

ZONAL OFFICER

  
 SUB COLLECTOR(REVENUE)

## VILLAGE : 12 - THIRUVETTAKUDY

Sl.No.	Survey .No.	G/R	Land Type	GLR Value		Remarks
				Sq. Feet (₹)	Per Are(₹)	
897	85/5	R	Wet	-	11,500	
898	85/6	R	Wet	-	11,500	
899	85/7	R	Wet	-	11,500	
900	86/1	G	GP	0	0	
901	86/2/A	R	Wet	-	11,500	
902	86/2/B	R	Wet	-	11,500	
903	86/2/C	R	Wet	-	11,500	
904	87/1	R	Wet	-	11,500	
905	87/2	R	Wet	-	11,500	
906	87/3	R	Wet	-	11,500	
907	87/4	R	Wet	-	11,500	
908	87/5/A	R	Wet	-	11,500	
909	87/5/B	R	Wet	-	11,500	
910	87/6	R	Wet	-	11,500	
911	87/7	R	Wet	-	11,500	
912	87/8	R	Wet	-	11,500	
913	87/9	R	Wet	-	11,500	
914	87/10	R	Wet	-	11,500	
915	87/11	R	Wet	-	11,500	
916	87/12	R	Wet	-	11,500	
917	88	R	Wet	-	11,500	
918	89/1	R	Wet	-	11,500	
919	89/2/A	R	Wet	-	11,500	
920	89/2/B	R	Wet	-	11,500	
921	89/3	R	Wet	-	11,500	
922	89/4	R	Wet	-	11,500	
923	89/5	R	Wet	-	11,500	
924	89/6	R	Wet	-	11,500	
925	89/7	R	Wet	-	11,500	
926	89/8	R	Wet	-	11,500	
927	89/9	R	Wet	-	11,500	
928	89/10	R	Wet	-	11,500	

ZONAL OFFICER

  
 SUB COLLECTOR(REVENUE)

## VILLAGE : 12 - THIRUVETTAKUDY

Sl.No.	Survey .No.	G/R	Land Type	GLR Value		Remarks
				Sq. Feet (₹)	Per Are(₹)	
929	89/11	R	Wet	-	11,500	
930	89/12	R	Wet	-	11,500	
931	89/13	R	Wet	-	11,500	
932	89/14	R	Wet	-	11,500	
933	89/15	R	Wet	-	11,500	
934	90/1	R	Wet	-	11,500	
935	90/2	R	Wet	-	11,500	
936	90/3	R	Wet	-	11,500	
937	90/4	R	Dry	-	11,500	
938	90/5	R	Wet	-	11,500	
939	90/6	R	Wet	-	11,500	
940	90/7	R	Wet	-	11,500	
941	90/8	R	Wet	-	11,500	
942	90/9	R	Wet	-	11,500	
943	90/10	R	Wet	-	11,500	
944	90/11	R	Wet	-	11,500	
945	90/12	R	Wet	-	11,500	
946	90/13	R	Wet	-	11,500	
947	90/14	R	Wet	-	11,500	
948	90/15	R	Wet	-	11,500	
949	90/16	R	Wet	-	11,500	
950	91/1	R	Wet	-	11,500	
951	91/2	R	Wet	-	11,500	
952	91/3	R	Wet	-	11,500	
953	91/4	G	GP	0	0	
954	91/5/A	R	Wet	-	11,500	
955	91/5/B	R	Wet	-	11,500	
956	91/6/A	R	Wet	-	11,500	
957	91/6/B	R	Wet	-	11,500	
958	91/7	R	Wet	-	11,500	
959	91/8	R	Wet	-	11,500	
960	91/9	R	Wet	-	11,500	

ZONAL OFFICER

  
 SUB COLLECTOR(REVENUE)

## VILLAGE : 12 - THIRUVETTAKUDY

Sl.No.	Survey .No.	G/R	Land Type	GLR Value		Remarks
				Sq. Feet (₹)	Per Are(₹)	
961	91/10	R	Wet	-	11,500	
962	91/11	R	Wet	-	11,500	
963	91/12/A	R	Wet	-	11,500	
964	91/12/B	R	Wet	-	11,500	
965	91/13	R	Wet	-	11,500	
966	91/14	R	Wet	-	11,500	
967	91/15	R	Wet	-	11,500	
968	91/16	R	Wet	-	11,500	
969	92	G	GP	0	0	
970	93/1	R	Wet	-	11,500	
971	93/2	R	Dry	-	11,500	
972	93/3	R	Wet	-	11,500	
973	93/4	R	Dry	-	11,500	
974	93/5	R	Wet	-	11,500	
975	93/6	G	Manai	0	0	
976	93/7/A	R	Wet	-	11,500	
977	93/7/B	R	Wet	-	11,500	
978	93/8/A	R	Wet	-	11,500	
979	93/8/B	R	Wet	-	11,500	
980	93/9	R	Wet	-	11,500	
981	93/10	R	Wet	-	11,500	
982	93/11	R	Wet	-	11,500	
983	93/12	R	Wet	-	11,500	
984	93/13	R	Wet	-	11,500	
985	93/14	G	GP	0	0	
986	93/15	R	Wet	-	11,500	
987	93/16	R	Wet	-	11,500	
988	93/17	R	Wet	-	11,500	
989	93/18	R	Wet	-	11,500	
990	93/19	R	Wet	-	11,500	
991	93/20	R	Wet	-	11,500	
992	93/21	R	Wet	-	11,500	

ZONAL OFFICER


 SUB COLLECTOR(REVENUE)

## VILLAGE : 12 - THIRUVETTAKUDY

Sl.No.	Survey .No.	G/R	Land Type	GLR Value		Remarks
				Sq. Feet (₹)	Per Are(₹)	
993	93/22	G	Manai	0	0	
994	93/23	G	Manai	0	0	
995	93/24	G	Manai	0	0	
996	93/25	R	Natham	25	-	
997	93/26	G	Manai	0	0	
998	93/27	G	Manai	0	0	
999	93/28	G	Manai	0	0	
1000	93/29	G	GP	0	0	
1001	93/30	G	Manai	0	0	
1002	93/31	G	Manai	0	0	
1003	93/32	G	GP	0	0	
1004	93/33	G	Manai	0	0	
1005	93/34	G	Manai	0	0	
1006	93/35	G	Manai	0	0	
1007	93/36	G	GP	0	0	
1008	93/37	G	Manai	0	0	
1009	93/38	G	Manai	0	0	
1010	93/39	G	Manai	0	0	
1011	93/40	G	Manai	0	0	
1012	93/41	G	Manai	0	0	
1013	93/42	G	Manai	0	0	
1014	93/43	G	Manai	0	0	
1015	93/44	G	Manai	0	0	
1016	93/45	G	Manai	0	0	
1017	93/46	G	Manai	0	0	
1018	93/47	G	Manai	0	0	
1019	93/48	G	Manai	0	0	
1020	93/49	G	Manai	0	0	
1021	93/50	G	Manai	0	0	
1022	93/51	G	Manai	0	0	
1023	93/52	G	Manai	0	0	
1024	93/53	G	Manai	0	0	

ZONAL OFFICER

  
 SUB COLLECTOR(REVENUE)

## VILLAGE : 12 - THIRUVETTAKUDY

Sl.No.	Survey .No.	G/R	Land Type	GLR Value		Remarks
				Sq. Feet (₹)	Per Are(₹)	
1025	93/54	G	Manai	0	0	
1026	93/55	G	Manai	0	0	
1027	93/56	G	GP	0	0	
1028	93/57	G	Manai	0	0	
1029	93/58	G	Manai	0	0	
1030	93/59	G	Manai	0	0	
1031	93/60	G	Manai	0	0	
1032	93/61	G	Manai	0	0	
1033	93/62	G	Manai	0	0	
1034	93/63	G	Manai	0	0	
1035	93/64	G	Manai	0	0	
1036	93/65	G	Manai	0	0	
1037	93/66	G	GP	0	0	
1038	93/67	G	Manai	0	0	
1039	93/68	G	GP	0	0	
1040	93/69	G	Manai	0	0	
1041	93/70	G	Manai	0	0	
1042	93/71	G	Manai	0	0	
1043	93/72	G	Manai	0	0	
1044	93/73	G	Manai	0	0	
1045	93/74	G	Manai	0	0	
1046	93/75	G	Manai	0	0	
1047	93/76	G	Manai	0	0	
1048	93/77	G	GP	0	0	
1049	93/78	G	GP	0	0	
1050	93/79	G	GP	0	0	
1051	93/80	G	GP	0	0	
1052	93/81	G	GP	0	0	
1053	94/1	R	Dry	-	11,500	
1054	94/2	R	Wet	-	11,500	
1055	94/3	R	Wet	-	11,500	
1056	94/4	R	Wet	-	11,500	

ZONAL OFFICER


  
SUB COLLECTOR(REVENUE)

## VILLAGE : 12 - THIRUVETTAKUDY

Sl.No.	Survey .No.	G/R	Land Type	GLR Value		Remarks
				Sq. Feet (₹)	Per Are(₹)	
1057	94/5	R	Wet	-	11,500	
1058	94/6	R	Wet	-	11,500	
1059	94/7	R	Wet	-	11,500	
1060	94/8	R	Wet	-	11,500	
1061	94/9	R	Wet	-	11,500	
1062	94/10	R	Dry	-	11,500	
1063	94/11	R	Wet	-	11,500	
1064	94/12	R	Dry	-	11,500	
1065	94/13	R	Wet	-	11,500	
1066	95/1	R	Dry	-	11,500	
1067	95/2	R	Wet	-	11,500	
1068	95/3	R	Wet	-	11,500	
1069	95/4	R	Wet	-	11,500	
1070	95/5	R	Wet	-	11,500	
1071	95/6	R	Wet	-	11,500	
1072	95/7	R	Wet	-	11,500	
1073	96/1/A	R	Dry	-	11,500	
1074	96/1/B	R	Dry	-	11,500	
1075	96/2	R	Dry	-	11,500	
1076	96/3	R	Dry	-	11,500	
1077	96/4	R	Wet	-	11,500	
1078	96/5	R	Wet	-	11,500	
1079	96/6	R	Wet	-	11,500	
1080	96/7	R	Wet	-	11,500	
1081	96/8	R	Wet	-	11,500	
1082	96/9	R	Wet	-	11,500	
1083	96/10	G	Dry	0	0	
1084	96/11	R	Wet	-	11,500	
1085	97	G	GP	0	0	
1086	98	G	GP	0	0	
1087	99/1	R	Dry	-	11,500	
1088	99/2	G	GP	0	0	

ZONAL OFFICER


 SUB COLLECTOR(REVENUE)

## VILLAGE : 12 - THIRUVETTAKUDY

Sl.No.	Survey .No.	G/R	Land Type	GLR Value		Remarks
				Sq. Feet (₹)	Per Are(₹)	
1089	99/3	R	Dry	-	11,500	
1090	99/4	R	Dry	-	11,500	
1091	99/5	G	GP	0	0	
1092	99/6	R	Dry	-	11,500	
1093	99/7	R	Dry	-	11,500	
1094	99/8	R	Dry	-	11,500	
1095	99/9	G	GP	0	0	
1096	100/1/A	R	Natham	50	-	
1097	100/1/B	R	Kudiyiruppu	-	0	
1098	100/1/C	R	Kudiyiruppu	-	0	
1099	100/1/D	R	Natham	0	-	Temple Land
1100	100/1/E	R	Natham	0	-	Temple land
1101	100/2	R	Wet	-	32,500	
1102	100/3	R	Wet	-	32,500	
1103	100/4	R	Wet	-	32,500	
1104	100/5	R	Wet	-	32,500	
1105	100/6	R	Wet	-	32,500	
1106	100/7	R	Wet	-	32,500	
1107	100/8	R	Natham	50	-	
1108	100/9	R	Natham	50	-	
1109	100/10	R	Natham	50	-	
1110	100/11	R	Dry	50	-	
1111	100/12	R	Natham	50	-	
1112	100/13	R	Natham	50	-	
1113	100/14	R	Natham	50	-	
1114	100/15	R	Natham	50	-	
1115	100/16	R	Manai	50	-	
1116	100/17	R	Natham	50	-	
1117	100/18	R	Natham	50	-	
1118	100/19	R	Natham	50	-	
1119	100/20	R	Natham	50	-	
1120	100/21	R	Natham	50	-	

ZONAL OFFICER


  
SUB COLLECTOR(REVENUE)

## VILLAGE : 12 - THIRUVETTAKUDY

Sl.No.	Survey .No.	G/R	Land Type	GLR Value		Remarks
				Sq. Feet (₹)	Per Are(₹)	
1121	100/22	R	Natham	50	-	
1122	100/23	R	Natham	50	-	
1123	100/24	R	Natham	50	-	
1124	100/25	R	Natham	50	-	
1125	100/26	R	Natham	50	-	
1126	100/27/A	R	Natham	50	-	
1127	100/27/B	R	Natham	50	-	
1128	100/28	G	GP	0	0	
1129	100/29	R	Natham	0	-	Temple land
1130	100/30	R	Manai	50	-	
1131	100/31/A	R	Manai	50	-	
1132	100/31/B	R	Manai	50	-	
1133	100/32	R	Natham	50	-	
1134	100/33	R	Natham	50	-	
1135	100/34	R	Manai	50	-	
1136	100/35	R	Natham	50	-	
1137	100/36	R	Manai	50	-	
1138	100/37	R	Natham	50	-	
1139	101	G	GP	0	0	
1140	102/1	R	Wet	-	11,500	
1141	102/2	R	Wet	-	11,500	
1142	102/3/A	R	Wet	-	11,500	
1143	102/3/B	R	Wet	-	11,500	
1144	102/4	R	Wet	-	11,500	
1145	102/5	R	Wet	-	11,500	
1146	102/6	R	Wet	-	11,500	
1147	102/7	R	Wet	-	11,500	
1148	102/8	R	Wet	-	11,500	
1149	102/9	R	Wet	-	11,500	
1150	102/10	R	Wet	-	11,500	
1151	102/11	R	Dry	-	11,500	
1152	102/12	R	Wet	-	11,500	

ZONAL OFFICER

  
 SUB COLLECTOR(REVENUE)

## VILLAGE : 12 - THIRUVETTAKUDY

Sl.No.	Survey .No.	G/R	Land Type	GLR Value		Remarks
				Sq. Feet (₹)	Per Are(₹)	
1153	102/13	R	Wet	-	11,500	
1154	102/14	G	GP	0	0	
1155	103/1	G	GP	0	0	
1156	103/2	R	Wet	-	11,500	
1157	103/3	G	Dry	0	0	
1158	103/4	R	Wet	-	11,500	
1159	103/5	R	Dry	-	0	Temple Land
1160	103/6	R	Wet	-	11,500	
1161	103/7	R	Wet	-	11,500	
1162	103/8	R	Wet	-	11,500	
1163	103/9	R	Wet	-	11,500	
1164	103/10	R	Wet	-	11,500	
1165	103/11	R	Natham	25	-	
1166	103/12	R	Wet	-	0	Temple Land
1167	103/13	G	GP	0	0	
1168	103/14	G	GP	0	0	
1169	103/15	R	Natham	25	-	
1170	103/16	R	Natham	25	-	
1171	103/17	R	Natham	25	-	
1172	103/18	R	Natham	25	-	
1173	103/19	R	Natham	25	-	
1174	103/20	R	Natham	25	-	
1175	103/21	R	Natham	25	-	
1176	103/22	R	Natham	25	-	
1177	103/23	R	Natham	25	-	
1178	103/24	R	Natham	25	-	
1179	103/25	R	Natham	25	-	
1180	103/26	R	Natham	25	-	
1181	103/27	R	Natham	25	-	
1182	103/28	R	Natham	25	-	
1183	103/29	R	Natham	25	-	
1184	103/30	R	Natham	25	-	

ZONAL OFFICER

  
 SUB COLLECTOR(REVENUE)

## VILLAGE : 12 - THIRUVETTAKUDY

Sl.No.	Survey .No.	G/R	Land Type	GLR Value		Remarks
				Sq. Feet (₹)	Per Are(₹)	
1185	103/31	R	Manai	25	-	
1186	103/32	R	Natham	25	-	
1187	103/33	R	Natham	25	-	
1188	103/34	R	Manai	0	-	Temple land
1189	103/35	R	Natham	25	-	
1190	103/36	G	GP	0	0	
1191	103/37	G	Natham	0	0	
1192	104/1	G	GP	0	0	
1193	104/2	R	Wet	-	11,500	
1194	104/3	R	Wet	-	11,500	
1195	104/4	R	Wet	-	11,500	
1196	104/5	R	Wet	-	11,500	
1197	104/6	R	Wet	-	11,500	
1198	104/7	R	Wet	-	11,500	
1199	104/8	R	Wet	-	11,500	
1200	104/9	R	Wet	-	11,500	
1201	104/10	G	GP	0	0	
1202	104/11	G	GP	0	0	
1203	105/1	G	GP	0	0	
1204	105/2	R	Wet	-	11,500	
1205	105/3	R	Wet	-	11,500	
1206	105/4	R	Natham	25	-	
1207	105/5	R	Natham	25	-	
1208	105/6	R	Natham	25	-	
1209	105/7	R	Dry	-	22,000	
1210	105/8	R	Dry	-	22,000	
1211	105/9	R	Dry	-	22,000	
1212	105/10	R	Wet	-	22,000	
1213	105/11	R	Dry	-	22,000	
1214	105/12	R	Wet	-	22,000	
1215	105/13	R	Wet	-	22,000	
1216	105/14	R	Wet	-	22,000	

ZONAL OFFICER


 SUB COLLECTOR(REVENUE)

## VILLAGE : 12 - THIRUVETTAKUDY

Sl.No.	Survey .No.	G/R	Land Type	GLR Value		Remarks
				Sq. Feet (₹)	Per Are(₹)	
1217	105/15	R	Wet	-	22,000	
1218	105/16	R	Dry	-	22,000	
1219	105/17	R	Wet	-	22,000	
1220	105/18	R	Dry	-	22,000	
1221	105/19	R	Natham	25	-	
1222	105/20	R	Natham	25	-	
1223	105/21	R	Natham	25	-	
1224	105/22	G	GP	0	0	
1225	106/1	R	Wet	-	22,000	
1226	106/2	R	Wet	-	22,000	
1227	106/3	R	Wet	-	0	Temple Land
1228	106/4	R	Natham	-	0	Temple Land
1229	106/5	R	Wet	-	22,000	
1230	106/6	R	Wet	-	22,000	
1231	106/7	R	Natham	0	-	Temple land
1232	106/8	R	Natham	0	-	Temple land
1233	106/9	R	Natham	0	-	Temple land
1234	106/10	R	Natham	0	-	Temple land
1235	106/11	R	Natham	0	-	Temple land
1236	106/12	R	Natham	0	-	Temple land
1237	106/13	R	Natham	0	-	Temple land
1238	106/14	R	Natham	0	-	Temple land
1239	106/15	G	GP	0	0	
1240	106/16	R	Natham	0	-	Temple land
1241	106/17	R	Natham	0	-	Temple land
1242	106/18	R	Natham	0	-	Temple land
1243	106/19	R	Natham	0	-	Temple land
1244	106/20	R	Natham	0	-	Temple land
1245	106/21	R	Natham	0	-	Temple land
1246	106/22	R	Natham	0	-	Temple land
1247	106/23	R	Natham	0	-	Temple land
1248	106/24	R	Natham	0	-	Temple land

ZONAL OFFICER

  
 SUB COLLECTOR(REVENUE)

## VILLAGE : 12 - THIRUVETTAKUDY

Sl.No.	Survey .No.	G/R	Land Type	GLR Value		Remarks
				Sq. Feet (₹)	Per Are(₹)	
1249	106/25	R	Natham	0	-	Temple land
1250	106/26	R	Natham	0	-	Temple land
1251	106/27	R	Natham	0	-	Temple land
1252	106/28	R	Natham	0	-	Temple land
1253	106/29	R	Natham	0	-	Temple land
1254	106/30	R	Natham	0	-	Temple land
1255	106/31	R	Natham	0	-	Temple land
1256	106/32	R	Natham	0	-	Temple land
1257	106/33	R	Natham	0	-	Temple land
1258	106/34	R	Natham	0	-	Temple land
1259	106/35	R	Natham	0	-	Temple land
1260	106/36	R	Natham	0	-	Temple land
1261	106/37	R	Natham	0	-	Temple land
1262	106/38	R	Natham	0	-	Temple land
1263	106/39	R	Natham	0	-	Temple land
1264	106/40	R	Natham	0	-	Temple land
1265	106/41	R	Natham	0	-	Temple land
1266	106/42	R	Natham	0	-	Temple land
1267	106/43	R	Natham	0	-	Temple land
1268	107/1	G	GP	0	0	
1269	107/2	R	Wet	-	11,500	
1270	107/3	R	Wet	-	11,500	
1271	107/4	R	Wet	-	11,500	
1272	107/5	R	Wet	-	11,500	
1273	107/6	R	Wet	-	11,500	
1274	107/7	R	Wet	-	11,500	
1275	107/8	G	GP	0	0	
1276	108/1	G	GP	0	0	
1277	108/2	G	GP	0	0	
1278	108/3	R	Wet	-	11,500	
1279	108/4	R	Wet	-	11,500	
1280	108/5	R	Wet	-	11,500	

ZONAL OFFICER


 SUB COLLECTOR(REVENUE)

## VILLAGE : 12 - THIRUVETTAKUDY

Sl.No.	Survey .No.	G/R	Land Type	GLR Value		Remarks
				Sq. Feet (₹)	Per Are(₹)	
1281	108/6	R	Wet	-	11,500	
1282	108/7	R	Wet	-	11,500	
1283	108/8	G	GP	0	0	
1284	108/9	R	Natham	25	-	
1285	108/10	R	Natham	25	-	
1286	108/11	R	Dry	25	-	
1287	108/12	R	Natham	25	-	
1288	108/13	R	Natham	25	-	
1289	108/14	R	Natham	25	-	
1290	108/15	R	Natham	25	-	
1291	108/16	R	Natham	25	-	
1292	108/17	G	GP	0	0	
1293	108/18	R	Natham	25	-	
1294	108/19	R	Natham	25	-	
1295	108/20	R	Natham	25	-	
1296	108/21	R	Natham	25	-	
1297	108/22	R	Natham	25	-	
1298	108/23	R	Natham	25	-	
1299	108/24	R	Natham	25	-	
1300	108/25	R	Natham	25	-	
1301	108/26	R	Natham	25	-	
1302	108/27	R	Natham	25	-	
1303	108/28	R	Natham	25	-	
1304	108/29	R	Natham	25	-	
1305	108/30	G	GP	0	0	
1306	108/31	R	Natham	25	-	
1307	108/32	R	Natham	25	-	
1308	109/1	R	Dry	-	11,500	
1309	109/2	R	Wet	-	11,500	
1310	109/3	R	Wet	-	11,500	
1311	109/4	R	Wet	-	11,500	
1312	109/5	R	Wet	-	11,500	

ZONAL OFFICER

  
 SUB COLLECTOR(REVENUE)

## VILLAGE : 12 - THIRUVETTAKUDY

Sl.No.	Survey .No.	G/R	Land Type	GLR Value		Remarks
				Sq. Feet (₹)	Per Are(₹)	
1313	109/6	G	GP	0	0	
1314	110/1	R	Wet	-	11,500	
1315	110/2	R	Wet	-	11,500	
1316	110/3	R	Wet	-	11,500	
1317	110/4	R	Wet	-	11,500	
1318	110/5	R	Wet	-	11,500	
1319	110/6	R	Wet	-	11,500	
1320	110/7	R	Wet	-	11,500	
1321	110/8	R	Wet	-	11,500	
1322	110/9	R	Wet	-	11,500	
1323	110/10	R	Wet	-	11,500	
1324	110/11	G	GP	0	0	
1325	111	G	GP	0	0	
1326	112	G	GP	0	0	
1327	113/1/A	R	Wet	-	11,500	
1328	113/1/B	R	Wet	-	11,500	
1329	113/2	G	GP	0	0	
1330	113/3	R	Wet	-	11,500	
1331	113/4	G	GP	0	0	
1332	113/5	G	GP	0	0	
1333	113/6	R	Dry	-	11,500	
1334	113/7	G	GP	0	0	
1335	113/8	G	GP	0	0	
1336	113/9	G	GP	0	0	
1337	114/1	G	GP	0	0	
1338	114/2/A	R	Wet	-	11,500	
1339	114/2/B	R	Wet	-	11,500	
1340	114/3	R	Wet	-	11,500	
1341	115/1	R	Wet	-	11,500	
1342	115/2	R	Wet	-	11,500	
1343	115/3	G	GP	0	0	
1344	115/4/A	R	Wet	-	11,500	

ZONAL OFFICER

  
 SUB COLLECTOR(REVENUE)

## VILLAGE : 12 - THIRUVETTAKUDY

Sl.No.	Survey .No.	G/R	Land Type	GLR Value		Remarks
				Sq. Feet (₹)	Per Are(₹)	
1345	115/4/B	R	Wet	-	11,500	
1346	115/4/C	R	Wet	-	11,500	
1347	115/5	G	GP	0	0	
1348	115/6	R	Wet	-	11,500	
1349	116/1	R	Wet	-	11,500	
1350	116/2	R	Wet	-	11,500	
1351	116/3	R	Wet	-	11,500	
1352	116/4	R	Wet	-	11,500	
1353	116/5	R	Wet	-	11,500	
1354	116/6	R	Wet	-	11,500	
1355	116/7	R	Wet	-	11,500	
1356	116/8	R	Wet	-	11,500	
1357	116/9	G	GP	0	0	
1358	117/1	R	Wet	-	11,500	
1359	117/2/A	R	Wet	-	11,500	
1360	117/2/B	R	Wet	-	11,500	
1361	117/3	R	Wet	-	11,500	
1362	117/4	R	Wet	-	11,500	
1363	117/5	R	Wet	-	11,500	
1364	117/6	R	Wet	-	11,500	
1365	117/7	R	Wet	-	11,500	
1366	117/8	R	Wet	-	11,500	
1367	117/9	R	Wet	-	11,500	
1368	117/10	R	Wet	-	11,500	
1369	117/11	R	Wet	-	11,500	
1370	117/12	R	Wet	-	11,500	
1371	117/13	G	GP	0	0	
1372	118	R	Wet	-	11,500	
1373	119/1	R	Wet	-	11,500	
1374	119/2	R	Wet	-	11,500	
1375	119/3	R	Wet	-	11,500	
1376	119/4/A	R	Wet	-	11,500	

ZONAL OFFICER


 SUB COLLECTOR(REVENUE)

## VILLAGE : 12 - THIRUVETTAKUDY

Sl.No.	Survey .No.	G/R	Land Type	GLR Value		Remarks
				Sq. Feet (₹)	Per Are(₹)	
1377	119/4/B	R	Wet	-	11,500	
1378	119/5	R	Wet	-	11,500	
1379	119/6	G	GP	0	0	
1380	120/1	G	GP	0	0	
1381	120/2	R	Wet	-	11,500	
1382	120/3	R	Wet	-	11,500	
1383	120/4	R	Wet	-	11,500	
1384	120/5	R	Wet	-	11,500	
1385	120/6	R	Wet	-	11,500	
1386	120/7	R	Wet	-	11,500	
1387	120/8	R	Wet	-	11,500	
1388	120/9	R	Wet	-	11,500	
1389	120/10	R	Wet	-	11,500	
1390	120/11	R	Wet	-	11,500	
1391	120/12	R	Dry	-	11,500	
1392	120/13	R	Wet	-	11,500	
1393	120/14/A	R	Wet	-	11,500	
1394	120/14/B	R	Wet	-	11,500	
1395	120/15	R	Wet	-	11,500	
1396	120/16	R	Wet	-	11,500	
1397	120/17	R	Wet	-	11,500	
1398	120/18	R	Wet	-	11,500	
1399	121/1	R	Wet	-	11,500	
1400	121/2/A/1	R	Wet	-	11,500	
1401	121/2/A/2	R	Wet	-	11,500	
1402	121/2/B/1	R	Wet	-	11,500	
1403	121/2/B/2	R	Wet	-	11,500	
1404	121/2/C	R	Wet	-	11,500	
1405	122/1	R	Wet	-	11,500	
1406	122/2	R	Wet	-	0	Temple Land
1407	122/3	R	Dry	-	11,500	
1408	122/4	R	Dry	-	11,500	

ZONAL OFFICER


  
SUB COLLECTOR(REVENUE)

## VILLAGE : 12 - THIRUVETTAKUDY

Sl.No.	Survey .No.	G/R	Land Type	GLR Value		Remarks
				Sq. Feet (₹)	Per Are(₹)	
1409	122/5	R	Wet	-	11,500	
1410	122/6	R	Wet	-	11,500	
1411	122/7	G	GP	0	0	
1412	123/1	G	GP	0	0	
1413	123/2/A	R	Wet	-	11,500	
1414	123/2/B	R	Wet	-	11,500	
1415	123/3	R	Wet	-	11,500	
1416	123/4	R	Wet	-	11,500	
1417	123/5	R	Wet	-	11,500	
1418	123/6	R	Wet	-	11,500	
1419	123/7	R	Wet	-	11,500	
1420	124/1	G	GP	0	0	
1421	124/2	R	Wet	-	11,500	
1422	124/3	R	Wet	-	11,500	
1423	124/4	R	Wet	-	11,500	
1424	124/5	G	GP	0	0	
1425	124/6	R	Wet	-	11,500	
1426	124/7	G	GP	0	0	
1427	124/8	R	Wet	-	11,500	
1428	125	G	GP	0	0	
1429	126	G	GP	0	0	
1430	127	G	GP	0	0	
1431	128/1	G	GP	0	0	
1432	128/2	R	Wet	-	11,500	
1433	128/3/A	R	Wet	-	11,500	
1434	128/3/B	R	Wet	-	11,500	
1435	128/4/A	R	Wet	-	11,500	
1436	128/4/B	R	Wet	-	11,500	
1437	128/5	G	GP	0	0	
1438	128/3	R	Wet	-	11,500	
1439	129/1/A	R	Wet	-	11,500	
1440	129/1/B	R	Wet	-	11,500	

ZONAL OFFICER

  
 SUB COLLECTOR(REVENUE)

## VILLAGE : 12 - THIRUVETTAKUDY

Sl.No.	Survey .No.	G/R	Land Type	GLR Value		Remarks
				Sq. Feet (₹)	Per Are(₹)	
1441	129/1/C	R	Dry	-	11,500	
1442	129/2	G	GP	0	0	
1443	129/3	G	GP	0	0	
1444	129/4	R	Wet	-	11,500	
1445	129/5	R	Wet	-	11,500	
1446	129/6	R	Wet	-	11,500	
1447	129/7	R	Wet	-	11,500	
1448	129/8	R	Wet	-	11,500	
1449	129/9	R	Wet	-	11,500	
1450	130/1	G	GP	0	0	
1451	130/2	R	Wet	-	11,500	
1452	131/1	G	GP	0	0	
1453	131/2	R	Wet	-	11,500	
1454	131/3	R	Wet	-	11,500	
1455	131/4	R	Wet	-	11,500	
1456	131/5	R	Wet	-	11,500	
1457	131/6	G	GP	0	0	
1458	132/1	R	Wet	-	11,500	
1459	132/2	G	GP	0	0	
1460	132/3	R	Wet	-	11,500	
1461	132/4	R	Wet	-	11,500	
1462	133/1	R	Wet	-	11,500	
1463	133/2	R	Wet	-	11,500	
1464	133/3	R	Wet	-	11,500	
1465	133/4	R	Wet	-	11,500	
1466	133/5	R	Wet	-	11,500	
1467	133/6	R	Wet	-	11,500	
1468	133/7	R	Wet	-	11,500	
1469	133/8	R	Wet	-	11,500	
1470	133/9	R	Wet	-	11,500	
1471	133/10	R	Wet	-	11,500	
1472	133/11	R	Wet	-	11,500	

ZONAL OFFICER

  
 SUB COLLECTOR(REVENUE)

## VILLAGE : 12 - THIRUVETTAKUDY

Sl.No.	Survey .No.	G/R	Land Type	GLR Value		Remarks
				Sq. Feet (₹)	Per Are(₹)	
1473	133/12	G	GP	0	0	
1474	134/1	R	Dry	-	11,500	
1475	134/2	G	GP	0	0	
1476	134/3	R	Dry	-	11,500	
1477	134/4	R	Wet	-	11,500	
1478	134/5	R	Wet	-	11,500	
1479	134/6	R	Wet	-	11,500	
1480	134/7	G	GP	0	0	
1481	134/8	G	GP	0	0	
1482	135/1	G	GP	0	0	
1483	135/2	R	Wet	-	11,500	
1484	135/3	G	GP	0	0	
1485	135/4	R	Wet	-	11,500	
1486	135/5	G	GP	0	0	
1487	136/1	G	GP	0	0	
1488	136/2	R	Wet	-	11,500	
1489	136/3	G	GP	0	0	
1490	137/1	R	Wet	-	11,500	
1491	137/2	R	Wet	-	11,500	
1492	137/3	G	GP	0	0	
1493	137/4	R	Wet	-	11,500	
1494	137/5	G	GP	0	0	
1495	138/1	R	Wet	-	11,500	
1496	138/2	R	Wet	-	11,500	
1497	138/3	R	Wet	-	11,500	
1498	138/4	R	Wet	-	11,500	
1499	138/5	R	Wet	-	11,500	
1500	138/6	R	Wet	-	11,500	
1501	138/7	R	Wet	-	11,500	
1502	138/8	R	Wet	-	11,500	
1503	138/9	G	GP	0	0	
1504	139/1	R	Dry	-	45,000	

ZONAL OFFICER


 SUB COLLECTOR(REVENUE)

## VILLAGE : 12 - THIRUVETTAKUDY

Sl.No.	Survey .No.	G/R	Land Type	GLR Value		Remarks
				Sq. Feet (₹)	Per Are(₹)	
1505	139/2	R	Wet	-	0	Temple Land
1506	139/3	G	GP	0	0	
1507	139/4	G	GP	0	0	
1508	139/5	G	GP	0	0	
1509	139/6	R	Wet	-	11,500	
1510	140/1	R	Dry	-	45,000	
1511	140/2	R	Dry	-	45,000	
1512	140/3	G	GP	0	0	
1513	140/4	R	Dry	-	45,000	
1514	140/5	R	Dry	-	45,000	
1515	140/6	R	Dry	-	45,000	
1516	140/7	R	Dry	-	0	Temple Land
1517	140/8	R	Wet	-	11,500	
1518	140/9	R	Wet	-	11,500	
1519	140/10	R	Wet	-	0	Temple Land
1520	140/11	R	Wet	-	11,500	
1521	140/12	G	GP	0	0	
1522	141	G	GP	0	0	
1523	142/1	G	GP	0	0	
1524	142/2	R	Dry	-	45,000	
1525	142/3	R	Dry	-	45,000	
1526	142/4	R	Wet	-	11,500	
1527	142/5	R	Wet	-	11,500	
1528	142/6	R	Wet	-	11,500	
1529	142/7	R	Wet	-	11,500	
1530	142/8	G	GP	0	0	
1531	143/1	R	Wet	-	22,000	
1532	143/2	G	GP	0	0	
1533	143/3	R	Wet	-	11,500	
1534	143/4/A	R	Dry	-	45,000	
1535	143/4/B	R	Wet	-	45,000	
1536	143/4/C	R	Dry	-	45,000	

ZONAL OFFICER

  
 SUB COLLECTOR(REVENUE)

## VILLAGE : 12 - THIRUVETTAKUDY

Sl.No.	Survey .No.	G/R	Land Type	GLR Value		Remarks
				Sq. Feet (₹)	Per Are(₹)	
1537	143/5	R	Wet	-	11,500	
1538	143/6	R	Dry	-	11,500	
1539	143/7	R	Wet	-	11,500	
1540	143/8	G	GP	0	0	
1541	143/9	R	Wet	-	11,500	
1542	144/1	R	Wet	-	11,500	
1543	144/2	R	Wet	-	11,500	
1544	144/3	R	Wet	-	11,500	
1545	144/4	G	GP	0	0	
1546	144/5	G	GP	0	0	
1547	145	R	Wet	-	11,500	
1548	146	R	Wet	-	0	Temple Land
1549	147/1	G	GP	0	0	
1550	147/2	R	Dry	-	45,000	
1551	147/3	R	Dry	-	45,000	
1552	147/4	R	Wet	-	11,500	
1553	147/5	G	GP	0	0	
1554	147/6	G	Dry	0	0	
1555	147/6/B	R	Natham	-	0	
1556	147/6/C	R	LGR	-	0	
1557	147/7	R	Natham	0	-	Temple land
1558	147/8	R	Wet	-	11,500	
1559	147/9	R	Natham	0	-	Temple land
1560	147/10	G	GP	0	0	
1561	147/11	R	Natham	0	-	Temple Land
1562	147/12	R	Natham	0	-	Temple Land
1563	147/13	G	GP	0	0	
1564	147/14	R	Natham	0	-	Temple Land
1565	148/1	G	GP	0	0	
1566	148/2	R	Dry	-	0	Temple Land
1567	148/3	R	Wet	-	0	Temple Land
1568	148/4	R	Dry	-	0	Temple Land

ZONAL OFFICER

  
 SUB COLLECTOR(REVENUE)

## VILLAGE : 12 - THIRUVETTAKUDY

Sl.No.	Survey .No.	G/R	Land Type	GLR Value		Remarks
				Sq. Feet (₹)	Per Are(₹)	
1569	148/5	R	Wet	-	0	Temple Land
1570	148/6	R	Dry	-	11,500	
1571	148/7	R	Wet	-	11,500	
1572	148/8	R	Wet	-	11,500	
1573	148/9	G	GP	0	0	
1574	148/10	G	GP	0	0	
1575	149	G	GP	0	0	
1576	150	G	GP	0	0	
1577	151/1	R	Wet	-	11,500	
1578	151/2	R	Wet	-	11,500	
1579	151/3	R	Wet	-	11,500	
1580	151/4	R	Wet	-	11,500	
1581	151/5	R	Wet	-	11,500	
1582	151/6	R	Wet	-	11,500	
1583	151/7	R	Dry	-	0	Temple Land
1584	151/8	R	Wet	-	0	Temple Land
1585	152/1	G	GP	0	0	
1586	152/2	R	Wet	-	0	Temple Land
1587	152/3/A	R	Wet	0	-	Temple Land
1588	152/3/B	R	Kudiyiruppu	-	0	
1589	152/3/C	R	Kudiyiruppu	-	0	
1590	153	G	GP	0	0	
1591	154	G	GP	0	0	
1592	155/A	R	Dry	-	0	Temple Land
1593	155/B	R	Kudiyiruppu	-	0	
1594	155/C	R	Kudiyiruppu	-	0	
1595	156	R	Dry	-	0	Temple Land
1596	157/1/A	R	Dry	-	0	Temple Land
1597	157/1/B	R	Kudiyiruppu	-	0	
1598	157/1/C	R	Kudiyiruppu	-	0	
1599	157/1/D	R	Kudiyiruppu	-	0	
1600	157/1/E	R	Kudiyiruppu	-	0	

ZONAL OFFICER


 SUB COLLECTOR(REVENUE)

## VILLAGE : 12 - THIRUVETTAKUDY

Sl.No.	Survey .No.	G/R	Land Type	GLR Value		Remarks
				Sq. Feet (₹)	Per Are(₹)	
1601	157/1/F	R	Kudiyiruppu	-	0	
1602	157/1/G	R	Kudiyiruppu	-	0	
1603	157/2	R	Wet	-	0	Temple Land
1604	158	G	GP	0	0	
1605	159	G	GP	0	0	
1606	160	G	GP	0	0	
1607	161/1/A	R	Dry	-	0	Temple Land
1608	161/1/B	R	Kudiyiruppu	-	0	
1609	161/1/C	R	Kudiyiruppu	-	0	
1610	161/2	R	Wet	-	0	Temple Land
1611	161/3	G	GP	0	0	
1612	161/4	G	GP	0	0	
1613	162/1	R	Wet	-	0	Temple Land
1614	162/2	R	GP	-	0	
1615	162/3	R	Wet	-	0	Temple Land
1616	163/1/A	R	Wet	-	11,500	
1617	163/1/B	R	Wet	-	11,500	
1618	163/2	G	GP	0	0	
1619	163/3	G	GP	0	0	
1620	163/4	G	Dry	0	0	
1621	163/5/A	R	Wet	-	11,500	
1622	163/5/B	R	Wet	-	11,500	
1623	163/5/C	R	Wet	-	11,500	
1624	163/6	G	GP	0	0	
1625	163/7	G	GP	0	0	
1626	163/8	G	GP	0	0	
1627	164/1	G	GP	0	0	
1628	164/2	R	Wet	-	0	Temple Land
1629	164/3	R	Wet	-	11,500	
1630	164/4	R	Wet	-	11,500	
1631	165/1	G	GP	0	0	
1632	165/2	R	Wet	-	11,500	

ZONAL OFFICER

  
 SUB COLLECTOR(REVENUE)

## VILLAGE : 12 - THIRUVETTAKUDY

Sl.No.	Survey .No.	G/R	Land Type	GLR Value		Remarks
				Sq. Feet (₹)	Per Are(₹)	
1633	165/3	R	Wet	-	11,500	
1634	165/4	R	Wet	-	11,500	
1635	165/5/A	R	Wet	-	11,500	
1636	165/5/B	R	Wet	-	11,500	
1637	165/5/C	R	Wet	-	11,500	
1638	165/5/D	R	Wet	-	11,500	
1639	165/6/A	R	Wet	-	11,500	
1640	165/6/B	R	Wet	-	11,500	
1641	165/6/C	R	Wet	-	11,500	
1642	165/7	R	Wet	-	11,500	
1643	165/8	R	Wet	-	11,500	
1644	165/9	R	Wet	-	11,500	
1645	165/10	R	Wet	-	11,500	
1646	165/11	G	GP	0	0	
1647	166/1	R	Dry	-	11,500	
1648	166/2	G	GP	0	0	
1649	166/3	R	Wet	-	11,500	
1650	166/4	G	GP	0	0	
1651	166/5	R	Wet	-	11,500	
1652	166/6	R	Wet	-	11,500	
1653	166/7	R	Wet	-	11,500	
1654	166/8	R	Wet	-	11,500	
1655	166/9/A	R	Wet	-	11,500	
1656	166/9/B	R	Wet	-	11,500	
1657	166/10	R	Wet	-	11,500	
1658	166/11	G	GP	0	0	
1659	167/1	R	Wet	-	0	Temple Land
1660	167/2	R	Dry	-	0	Temple Land
1661	168/1	R	Wet	25	-	
1662	168/2	R	Wet	-	11,500	
1663	169	G	GP	0	0	
1664	170/1	R	Wet	-	11,500	

ZONAL OFFICER


 SUB COLLECTOR(REVENUE)

## VILLAGE : 12 - THIRUVETTAKUDY

Sl.No.	Survey .No.	G/R	Land Type	GLR Value		Remarks
				Sq. Feet (₹)	Per Are(₹)	
1665	170/2	R	Wet	-	11,500	
1666	170/3	R	Wet	-	11,500	
1667	170/4	R	Wet	-	0	Temple Land
1668	171	G	GP	0	0	
1669	172	G	GP	0	0	
1670	173/1	R	Wet	-	11,500	
1671	173/2	R	Wet	-	11,500	
1672	173/3	R	Wet	-	11,500	
1673	173/4	G	GP	0	0	
1674	174/1	G	GP	0	0	
1675	174/2	R	Wet	-	11,500	
1676	174/3	R	Wet	-	11,500	
1677	174/4	R	Wet	-	0	Temple Land
1678	174/5	R	Wet	-	11,500	
1679	174/6	R	Wet	-	11,500	
1680	175/1	R	Wet	-	11,500	
1681	175/2	R	Wet	-	11,500	
1682	175/3	R	Wet	-	11,500	
1683	175/4	R	Wet	25	-	
1684	175/5	R	Wet	25	-	
1685	176/1/A	R	Wet	-	11,500	
1686	176/1/B	R	Wet	-	11,500	
1687	176/1/C	R	Wet	-	11,500	
1688	176/2	R	Wet	-	11,500	
1689	176/3	R	Wet	-	11,500	
1690	176/4	R	Wet	-	11,500	
1691	176/5	R	Dry	-	11,500	
1692	176/6	R	Wet	-	11,500	
1693	176/7	R	Wet	-	11,500	
1694	176/8	R	Wet	-	11,500	
1695	177/1	R	Wet	-	11,500	
1696	177/2	G	GP	0	0	

ZONAL OFFICER


 SUB COLLECTOR(REVENUE)

## VILLAGE : 12 - THIRUVETTAKUDY

Sl.No.	Survey .No.	G/R	Land Type	GLR Value		Remarks
				Sq. Feet (₹)	Per Are(₹)	
1697	178/1	R	Wet	-	11,500	
1698	178/2	R	Dry	-	11,500	
1699	178/3	R	Wet	-	11,500	
1700	179/1	G	GP	0	0	
1701	179/2/A	R	Wet	-	11,500	
1702	179/2/B	R	Wet	-	11,500	
1703	179/2/C	R	Wet	-	11,500	
1704	180/1	G	GP	0	0	
1705	180/2/A	R	Wet	-	11,500	
1706	180/2/B	R	Wet	-	11,500	
1707	180/3	G	GP	0	0	
1708	181/1	G	GP	0	0	
1709	181/2	R	Wet	-	11,500	
1710	181/3	R	Dry	-	11,500	
1711	181/4	G	GP	0	0	
1712	182/1	R	Wet	-	11,500	
1713	182/2	R	Wet	-	11,500	
1714	182/3	R	Wet	-	11,500	
1715	182/4	R	Wet	-	11,500	
1716	182/5	R	Wet	-	11,500	
1717	182/6	G	GP	0	0	
1718	182/7	G	GP	0	0	
1719	183/1	R	Wet	-	11,500	
1720	183/2	R	Wet	-	11,500	
1721	183/3/A	R	Wet	-	11,500	
1722	183/3/B	R	Wet	-	11,500	
1723	183/3/C	R	Wet	-	11,500	
1724	183/3/D	R	Wet	-	11,500	
1725	183/3/E	R	Wet	-	11,500	
1726	183/3/F	R	Wet	-	11,500	
1727	183/3/G	R	Wet	-	11,500	
1728	183/4	G	GP	0	0	

ZONAL OFFICER

  
 SUB COLLECTOR(REVENUE)

## VILLAGE : 12 - THIRUVETTAKUDY

Sl.No.	Survey .No.	G/R	Land Type	GLR Value		Remarks
				Sq. Feet (₹)	Per Are(₹)	
1729	184/1	R	Wet	-	0	Temple Land
1730	184/2	G	GP	0	0	
1731	184/3	R	Wet	-	11,500	
1732	185/1	R	Wet	-	11,500	
1733	185/2	G	GP	0	0	
1734	186	R	Wet	-	11,500	
1735	187	G	GP	0	0	
1736	188/1	R	Wet	-	11,500	
1737	188/2	R	Wet	-	11,500	
1738	188/3	R	Wet	-	11,500	
1739	188/4	G	GP	0	0	
1740	188/5	G	GP	0	0	
1741	189/1	R	Wet	-	11,500	
1742	189/2	G	GP	0	0	
1743	189/3	R	Wet	-	11,500	
1744	189/4	G	GP	0	0	
1745	190	R	Wet	-	11,500	
1746	191/1	G	GP	0	0	
1747	191/2	G	GP	0	0	
1748	191/3	R	Wet	-	11,500	
1749	191/4	R	Wet	-	11,500	
1750	191/5	R	Wet	-	11,500	
1751	191/6	G	GP	0	0	
1752	191/7	R	Wet	-	11,500	
1753	192/1	G	GP	0	0	
1754	192/2	R	Wet	-	11,500	
1755	192/3	G	GP	0	0	
1756	192/4	R	Wet	-	11,500	
1757	192/5	R	Wet	-	11,500	
1758	192/6	R	Wet	-	11,500	
1759	192/7	G	GP	0	0	
1760	192/8	R	Wet	-	11,500	

ZONAL OFFICER


  
SUB COLLECTOR(REVENUE)

## VILLAGE : 12 - THIRUVETTAKUDY

Sl.No.	Survey .No.	G/R	Land Type	GLR Value		Remarks
				Sq. Feet (₹)	Per Are(₹)	
1761	193/1	G	GP	0	0	
1762	193/2	R	Wet	-	11,500	
1763	194/1	R	Wet	-	11,500	
1764	194/2	R	Wet	-	11,500	
1765	195/1	R	Wet	-	11,500	
1766	195/2	R	Wet	-	11,500	
1767	196/1	R	Wet	-	11,500	
1768	196/2	R	Wet	-	11,500	
1769	196/3	G	GP	0	0	
1770	196/4	R	Dry	-	11,500	
1771	197/1	G	GP	0	0	
1772	197/2	R	Wet	-	11,500	
1773	198/1	G	GP	0	0	
1774	198/2	R	Wet	-	11,500	
1775	198/3	G	GP	0	0	
1776	199/1	R	Dry	-	11,500	
1777	199/2	R	Wet	-	11,500	
1778	199/3	R	Wet	-	11,500	
1779	199/4	G	GP	0	0	
1780	200/1	R	Dry	-	11,500	
1781	200/2	R	Wet	-	0	Temple Land
1782	200/3	R	Dry	-	11,500	
1783	200/4	G	GP	0	0	
1784	200/5	R	Dry	-	11,500	
1785	201	R	Dry	-	11,500	
1786	202/1	R	Wet	25	-	
1787	202/2	R	Wet	25	-	
1788	202/3	R	Wet	25	-	
1789	202/4/A	R	Dry	25	-	
1790	202/4/B	R	Dry	25	-	
1791	203/1	R	Dry	25	-	
1792	203/2	R	Wet	25	-	

ZONAL OFFICER

  
 SUB COLLECTOR(REVENUE)

## VILLAGE : 12 - THIRUVETTAKUDY

Sl.No.	Survey .No.	G/R	Land Type	GLR Value		Remarks
				Sq. Feet (₹)	Per Are(₹)	
1793	204	G	GP	0	0	
1794	205	R	Wet	25	-	
1795	206/1	R	Wet	25	-	
1796	206/2	G	GP	0	0	
1797	207/1	R	Dry	-	11,500	
1798	207/2	G	GP	0	0	
1799	208	G	GP	0	0	
1800	209	G	GP	0	0	
1801	210	G	GP	0	0	
1802	211	G	GP	0	0	
1803	212/1	G	GP	0	0	
1804	212/2	G	Manai	0	0	
1805	212/3	G	Manai	0	0	
1806	212/4	G	Manai	0	0	
1807	212/5	G	Manai	0	0	
1808	212/6	G	Manai	0	0	
1809	212/7	G	Manai	0	0	
1810	212/8	G	Manai	0	0	
1811	212/9	G	GP	0	0	
1812	212/10	R	Manai	0	-	Temple Land
1813	212/11	G	Manai	0	0	
1814	212/12	G	Manai	0	0	
1815	212/13	G	Manai	0	0	
1816	212/14	G	Manai	0	0	
1817	212/15	G	Manai	0	0	
1818	212/16	G	Manai	0	0	
1819	212/17	G	Manai	0	0	
1820	212/18	G	Manai	0	0	
1821	212/19	G	Manai	0	0	
1822	212/20	G	Manai	0	0	
1823	213/1/A	R	Dry	-	7,000	
1824	213/1/B	R	Dry	-	7,000	

ZONAL OFFICER

  
 SUB COLLECTOR(REVENUE)

## VILLAGE : 12 - THIRUVETTAKUDY

Sl.No.	Survey .No.	G/R	Land Type	GLR Value		Remarks
				Sq. Feet (₹)	Per Are(₹)	
1825	213/1/C	R	Dry	-	7,000	
1826	213/1/D	R	Dry	-	7,000	
1827	213/1/E	R	Dry	-	7,000	
1828	213/1/F	R	Dry	-	7,000	
1829	213/1/G	R	Dry	-	7,000	
1830	213/2	R	Wet	-	7,000	
1831	213/3	R	Wet	-	7,000	
1832	213/4	R	Wet	-	7,000	
1833	213/5	R	Wet	-	7,000	
1834	214/1	R	Dry	-	7,000	
1835	214/2	R	Dry	-	7,000	
1836	214/3	R	Dry	-	7,000	
1837	214/4	R	Dry	-	7,000	
1838	215	G	GP	0	0	
1839	215/4	R	Dry	-	32,500	
1840	216	G	GP	0	0	
1841	217	G	GP	0	0	
1842	218/1	R	Dry	-	0	Temple Land
1843	218/2	R	Dry	-	7,000	
1844	218/3	R	Dry	-	0	Temple Land
1845	218/4/A	R	Dry	-	7,000	
1846	218/4/B	R	Dry	-	7,000	
1847	219/1/A	R	Dry	-	7,000	
1848	219/1/B	R	Dry	-	7,000	
1849	219/2	R	Wet	-	7,000	
1850	219/3	R	Wet	-	7,000	
1851	219/4	R	Wet	-	0	Temple Land
1852	219/5	R	Wet	-	0	Temple Land
1853	219/6	R	Wet	-	7,000	
1854	220/1	R	Wet	-	7,000	
1855	220/2	R	Wet	-	0	Temple Land
1856	220/3	R	Wet	-	0	Temple Land

ZONAL OFFICER


 SUB COLLECTOR(REVENUE)

## VILLAGE : 12 - THIRUVETTAKUDY

Sl.No.	Survey .No.	G/R	Land Type	GLR Value		Remarks
				Sq. Feet (₹)	Per Are(₹)	
1857	220/4	R	Dry	-	0	Temple Land
1858	220/5	R	GP	-	0	
1859	220/6/A	R	Wet	-	7,000	
1860	220/6/B	R	Wet	-	7,000	
1861	221/1	R	Wet	-	7,000	
1862	221/2	R	Wet	-	7,000	
1863	221/3	R	Wet	-	7,000	
1864	221/4	R	Wet	-	7,000	
1865	221/5	G	GP	0	0	
1866	221/6	G	GP	0	0	
1867	221/7	R	Wet	-	7,000	
1868	222/1	G	GP	0	0	
1869	222/2	R	Wet	-	0	Temple Land
1870	222/3	R	Wet	-	7,000	
1871	222/4	R	Wet	-	7,000	
1872	222/5	R	Wet	-	7,000	
1873	222/6	R	Wet	-	7,000	
1874	222/7	R	Wet	-	7,000	
1875	222/8	R	Wet	-	7,000	
1876	222/9	R	Wet	-	7,000	
1877	222/10	R	Wet	-	7,000	
1878	222/11	R	Wet	-	7,000	
1879	222/12	G	GP	0	0	
1880	222/13	R	Wet	-	7,000	
1881	222/14	R	Wet	-	7,000	
1882	222/15	R	Wet	-	7,000	
1883	223/1	G	GP	0	0	
1884	223/2	R	Wet	-	7,000	
1885	223/3	R	Dry	-	7,000	
1886	223/4	R	Wet	-	7,000	
1887	223/5	R	Wet	-	7,000	
1888	224/1	R	Wet	-	7,000	

ZONAL OFFICER


 SUB COLLECTOR(REVENUE)

## VILLAGE : 12 - THIRUVETTAKUDY

Sl.No.	Survey .No.	G/R	Land Type	GLR Value		Remarks
				Sq. Feet (₹)	Per Are(₹)	
1889	224/2	R	Wet	-	7,000	
1890	224/3	R	Wet	-	7,000	
1891	224/4	R	Wet	-	7,000	
1892	224/5	R	Wet	-	7,000	
1893	224/6	R	Wet	-	7,000	
1894	224/7	R	Wet	-	7,000	
1895	224/8	R	Wet	-	7,000	
1896	224/9	G	GP	0	0	
1897	225/1	R	Dry	-	7,000	
1898	225/2	R	Wet	-	7,000	
1899	225/3/A	R	Wet	-	7,000	
1900	225/3/B	R	Wet	-	7,000	
1901	225/3/C	R	Wet	-	7,000	
1902	225/3/D	R	Wet	-	7,000	
1903	225/4	R	Wet	-	7,000	
1904	225/5	G	GP	0	0	
1905	226/1	G	GP	0	0	
1906	226/2	R	Wet	-	7,000	
1907	226/3	R	Wet	-	7,000	
1908	226/4	G	GP	0	0	
1909	226/5	R	Wet	-	7,000	
1910	226/6	G	GP	0	0	
1911	226/7	R	Wet	-	7,000	
1912	226/8	R	Wet	-	7,000	
1913	226/9	G	GP	0	0	
1914	227/1	R	Wet	-	0	Temple Land
1915	227/2/A	R	Dry	-	0	Temple Land
1916	227/2/B	R	Dry	-	7,000	
1917	227/3/A	R	Wet	-	7,000	
1918	227/3/B	R	Wet	-	7,000	
1919	227/4	R	Dry	-	7,000	
1920	228	R	Wet	-	0	Temple Land

ZONAL OFFICER


 SUB COLLECTOR(REVENUE)

## VILLAGE : 12 - THIRUVETTAKUDY

Sl.No.	Survey .No.	G/R	Land Type	GLR Value		Remarks
				Sq. Feet (₹)	Per Are(₹)	
1921	229/1	G	GP	0	0	
1922	229/2	R	Wet	-	7,000	
1923	229/3	R	Wet	-	7,000	
1924	229/4	R	Wet	-	7,000	
1925	229/5/A	R	Dry	-	7,000	
1926	229/5/B	R	Dry	-	7,000	
1927	230/1	G	GP	0	0	
1928	230/2	R	Wet	-	0	Temple Land
1929	231/1	G	GP	0	0	
1930	231/2	G	GP	0	0	
1931	231/2/A/1	R	LGR	-	0	
1932	231/2/A/2	R	LGR	-	0	
1933	231/2/A/3	R	LGR	-	0	
1934	231/2/A/4	G	Manai	0	0	
1935	231/2/B	R	LGR	-	0	
1936	231/2/B/1	R	LGR	-	0	
1937	231/2/B/2	R	LGR	-	0	
1938	231/2/B/3	R	LGR	-	0	
1939	231/2/B/4	G	Manai	0	0	
1940	231/2/C	R	LGR	-	0	
1941	231/2/C/1	R	LGR	-	0	
1942	231/2/C/2	R	LGR	-	0	
1943	231/2/C/3	R	LGR	-	0	
1944	231/2/C/4	G	Manai	0	0	
1945	231/2/D	R	LGR	-	0	
1946	231/2/D/1	R	LGR	-	0	
1947	231/2/D/2	G	GP	0	0	
1948	231/2/D/3	R	LGR	-	0	
1949	231/2/D/4	G	Manai	0	0	
1950	231/2/E	R	LGR	-	0	
1951	231/2/E/1	R	LGR	-	0	
1952	231/2/E/2	R	LGR	-	0	

ZONAL OFFICER


 SUB COLLECTOR(REVENUE)

## VILLAGE : 12 - THIRUVETTAKUDY

Sl.No.	Survey .No.	G/R	Land Type	GLR Value		Remarks
				Sq. Feet (₹)	Per Are(₹)	
1953	231/2/E/3	R	LGR	-	0	
1954	231/2/E/4	R	LGR	-	0	
1955	231/2/F	R	LGR	-	0	
1956	231/2/F/1	R	LGR	-	0	
1957	231/2/F/3	R	LGR	-	0	
1958	231/2/F/4	G	Manai	0	0	
1959	231/2/G	R	LGR	-	0	
1960	231/2/G/1	R	LGR	-	0	
1961	231/2/G/3	R	LGR	-	0	
1962	231/2/G/4	G	Manai	0	0	
1963	231/2/H	R	LGR	-	0	
1964	231/2/H/1	R	LGR	-	0	
1965	231/2/I	R	LGR	-	0	
1966	231/2/I/1	R	LGR	-	0	
1967	231/2/I/3	R	LGR	-	0	
1968	231/2/I/4	G	Manai	0	0	
1969	231/2/J	R	LGR	-	0	
1970	231/2/J/1	R	LGR	-	0	
1971	231/2/J/3	R	LGR	-	0	
1972	231/2/J/4	G	Manai	0	0	
1973	231/2/K	R	LGR	-	0	
1974	231/2/K/1	R	LGR	-	0	
1975	231/2/K/3	R	LGR	-	0	
1976	231/2/K/4	G	Manai	0	0	
1977	231/2/L	R	LGR	-	0	
1978	231/2/L/1	R	LGR	-	0	
1979	231/2/L/3	R	LGR	-	0	
1980	231/2/M	R	LGR	-	0	
1981	231/2/M/1	G	Manai	0	0	
1982	231/2/M/3	R	LGR	-	0	
1983	231/2/N	R	LGR	-	0	
1984	231/2/N/1	R	LGR	-	0	

ZONAL OFFICER


  
SUB COLLECTOR(REVENUE)

## VILLAGE : 12 - THIRUVETTAKUDY

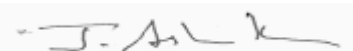
Sl.No.	Survey .No.	G/R	Land Type	GLR Value		Remarks
				Sq. Feet (₹)	Per Are(₹)	
1985	231/2/N/2	R	LGR	-	0	
1986	231/2/N/3	R	LGR	-	0	
1987	231/2/N/4	G	Manai	0	0	
1988	231/2/O	R	LGR	-	0	
1989	231/2/O/1	R	LGR	-	0	
1990	231/2/O/2	R	LGR	-	0	
1991	231/2/O/3	R	LGR	-	0	
1992	231/2/O/4	G	Manai	0	0	
1993	231/2/P	R	LGR	-	0	
1994	231/2/P/1	R	LGR	-	0	
1995	231/2/P/2	R	LGR	-	0	
1996	231/2/P/3	R	LGR	-	0	
1997	231/2/Q	R	LGR	-	0	
1998	231/2/Q/1	R	LGR	-	0	
1999	231/2/Q/2	R	LGR	-	0	
2000	231/2/Q/3	R	LGR	-	0	
2001	231/2/R	R	LGR	-	0	
2002	231/2/R/1	R	LGR	-	0	
2003	231/2/R/2	R	LGR	-	0	
2004	231/2/R/3	R	LGR	-	0	
2005	231/2/S	R	LGR	-	0	
2006	231/2/S/1	R	LGR	-	0	
2007	231/2/S/2	R	LGR	-	0	
2008	231/2/S/3	R	LGR	-	0	
2009	231/2/T	R	LGR	-	0	
2010	231/2/T/1	R	LGR	-	0	
2011	231/2/T/2	R	LGR	-	0	
2012	231/2/T/3	R	LGR	-	0	
2013	231/2/U	R	LGR	-	0	
2014	231/2/U/1	R	LGR	-	0	
2015	231/2/U/2	R	LGR	-	0	
2016	231/2/U/3	R	LGR	-	0	

ZONAL OFFICER

  
 SUB COLLECTOR(REVENUE)

## VILLAGE : 12 - THIRUVETTAKUDY

Sl.No.	Survey .No.	G/R	Land Type	GLR Value		Remarks
				Sq. Feet (₹)	Per Are(₹)	
2017	231/2/V	R	LGR	-	0	
2018	231/2/V/1	R	LGR	-	0	
2019	231/2/V/2	R	LGR	-	0	
2020	231/2/V/3	G	Manai	0	0	
2021	231/2/W	R	LGR	-	0	
2022	231/2/W/1	R	LGR	-	0	
2023	231/2/W/2	R	LGR	-	0	
2024	231/2/W/3	G	Manai	0	0	
2025	231/2/X	R	LGR	-	0	
2026	231/2/X/1	R	LGR	-	0	
2027	231/2/X/2	R	LGR	-	0	
2028	231/2/X/3	G	Manai	0	0	
2029	231/2/Y	R	LGR	-	0	
2030	231/2/Y/1	R	LGR	-	0	
2031	231/2/Y/2	R	LGR	-	0	
2032	231/2/Y/3	G	Manai	0	0	
2033	231/2/Z	R	LGR	-	0	
2034	231/2/Z/1	R	LGR	-	0	
2035	231/2/Z/2	R	LGR	-	0	
2036	231/2/Z/3	G	Manai	0	0	
2037	231/3	G	GP	0	0	
2038	231/4/A	R	Dry	25	-	
2039	231/4/B	R	Dry	25	-	
2040	231/4/C	R	Dry	25	-	
2041	231/4/D	R	Dry	25	-	
2042	231/5	R	Dry	25	-	
2043	231/9	G	GP	0	0	
2044	232/1	G	Manai	0	0	
2045	232/2	R	Dry	25	-	
2046	232/2/L/4	G	Manai	0	0	
2047	232/2/M/4	G	Manai	0	0	
2048	232/3	G	Manai	0	0	



ZONAL OFFICER

SUB COLLECTOR(REVENUE)

## VILLAGE : 12 - THIRUVETTAKUDY

Sl.No.	Survey .No.	G/R	Land Type	GLR Value		Remarks
				Sq. Feet (₹)	Per Are(₹)	
2049	232/4	G	Manai	0	0	
2050	232/5	G	GP	0	0	
2051	232/6	G	Manai	0	0	
2052	232/7	G	GP	0	0	
2053	232/8	G	GP	0	0	
2054	232/9	G	Natham	0	0	
2055	233/1	G	GP	0	0	
2056	233/2	G	GP	0	0	
2057	234/1	R	Wet	-	7,000	
2058	234/2	G	GP	0	0	
2059	235/1/A	R	Dry	-	0	Temple Land
2060	235/1/B	R	Dry	-	7,000	
2061	235/1/C	R	Dry	-	7,000	
2062	236/1	R	Wet	-	7,000	
2063	236/2	R	Wet	-	7,000	
2064	236/3	R	Dry	-	7,000	
2065	237/1	R	Wet	-	7,000	
2066	237/2/A	R	Dry	-	7,000	
2067	237/2/B	R	Dry	-	7,000	
2068	237/3	R	Wet	-	7,000	
2069	237/4/A	R	Wet	-	7,000	
2070	237/4/B	R	Wet	-	7,000	
2071	238/1	R	Wet	-	7,000	
2072	238/2	R	Dry	-	7,000	
2073	239/1	R	Wet	25	-	
2074	239/2/A	R	Dry	25	-	
2075	239/2/B	R	Dry	25	-	
2076	239/3	R	Wet	25	-	
2077	239/4	R	Wet	25	-	
2078	240/1	R	Wet	25	-	
2079	240/2	R	Wet	25	-	
2080	240/3	R	Wet	25	-	

ZONAL OFFICER

  
 SUB COLLECTOR(REVENUE)

## VILLAGE : 12 - THIRUVETTAKUDY

Sl.No.	Survey .No.	G/R	Land Type	GLR Value		Remarks
				Sq. Feet (₹)	Per Are(₹)	
2081	240/4	G	GP	0	0	
2082	240/5	G	GP	0	0	
2083	241/1/A	R	Wet	25	-	
2084	241/1/B	R	Wet	25	-	
2085	241/2	G	GP	0	0	
2086	241/3	G	GP	0	0	
2087	242/1	R	Wet	25	-	
2088	242/2	G	GP	0	0	
2089	243/1	R	Wet	25	-	
2090	243/2	G	GP	0	0	
2091	243/3	R	Wet	25	-	
2092	244/1	G	GP	0	0	
2093	244/2	R	Wet	25	-	
2094	244/3/A	R	Dry	25	-	
2095	244/3/B	R	Dry	25	-	
2096	244/4	R	Wet	25	-	
2097	244/5	G	GP	0	0	
2098	245/1	R	Wet	25	-	
2099	245/2	R	Wet	25	-	
2100	245/3	R	Wet	25	-	
2101	246	G	GP	0	0	
2102	247	G	GP	0	0	
2103	248/1	G	GP	0	0	
2104	248/2	R	Wet	25	-	
2105	249/1	R	Dry	25	-	
2106	249/2	R	Wet	25	-	
2107	249/3	R	Wet	25	-	
2108	249/4	R	Dry	25	-	
2109	249/5	G	GP	0	0	
2110	250/1	R	Dry	-	22,000	
2111	250/2	R	Wet	-	22,000	
2112	250/3	R	Wet	-	22,000	

ZONAL OFFICER

  
 SUB COLLECTOR(REVENUE)

## VILLAGE : 12 - THIRUVETTAKUDY

Sl.No.	Survey .No.	G/R	Land Type	GLR Value		Remarks
				Sq. Feet (₹)	Per Are(₹)	
2113	250/4	R	Wet	-	22,000	
2114	250/5	R	Wet	-	22,000	
2115	250/6	R	Dry	-	22,000	
2116	250/7	R	Wet	-	22,000	
2117	250/8	R	Wet	-	22,000	
2118	251/1	R	Wet	25	-	
2119	251/2/A	R	Wet	25	-	
2120	251/2/B	R	Wet	25	-	
2121	251/3	R	Wet	25	-	
2122	251/4	R	Wet	25	-	
2123	252/1	R	Wet	-	7,000	
2124	252/2	R	Wet	-	7,000	
2125	252/3	R	Wet	-	7,000	
2126	252/4	G	GP	0	0	
2127	253	G	GP	0	0	
2128	254/1	G	GP	0	0	
2129	254/2	R	Wet	-	7,000	
2130	255/1	R	Wet	-	7,000	
2131	255/2	R	Wet	-	7,000	
2132	255/3	R	Wet	-	0	Temple Land
2133	256/1	R	Wet	-	7,000	
2134	256/2	R	Wet	-	7,000	
2135	256/3	R	Wet	-	7,000	
2136	257/1	G	GP	0	0	
2137	257/2	R	Wet	-	7,000	
2138	258/1	G	GP	0	0	
2139	258/2	R	Wet	-	7,000	
2140	258/3	G	GP	0	0	
2141	259	G	GP	0	0	
2142	260/1	R	Wet	-	7,000	
2143	260/2	R	Wet	-	7,000	
2144	260/3	R	Wet	-	7,000	

ZONAL OFFICER

  
 SUB COLLECTOR(REVENUE)

## VILLAGE : 12 - THIRUVETTAKUDY

Sl.No.	Survey .No.	G/R	Land Type	GLR Value		Remarks
				Sq. Feet (₹)	Per Are(₹)	
2145	260/4	R	Wet	-	7,000	
2146	260/5	R	Wet	-	7,000	
2147	260/6	R	Wet	-	0	Temple Land
2148	261	G	GP	0	0	
2149	262/1	R	Dry	-	3,500	
2150	262/2/A	R	Dry	-	3,500	
2151	262/2/B	R	Dry	-	3,500	
2152	262/2/C	G	Dry	0	0	
2153	262/2/D	R	Dry	-	3,500	
2154	262/3	R	Dry	-	3,500	
2155	263/1	R	Dry	-	3,500	
2156	263/2	G	GP	0	0	
2157	263/3	G	Dry	0	0	
2158	263/4/A	R	Dry	-	3,500	
2159	263/4/B	R	Dry	-	3,500	
2160	263/5	R	Dry	-	3,500	
2161	264	G	GP	0	0	
2162	265	R	Wet	-	7,000	
2163	266/1	G	GP	0	0	
2164	266/2	R	Wet	-	7,000	
2165	266/3	G	GP	0	0	
2166	267/1	G	GP	0	0	
2167	267/2	R	Wet	-	0	Temple Land
2168	267/3	R	Wet	-	7,000	
2169	268/1	G	GP	0	0	
2170	268/2	R	Wet	-	7,000	
2171	268/3	R	Wet	-	7,000	
2172	268/4	R	Wet	-	7,000	
2173	268/5	R	Wet	-	0	Temple Land
2174	268/6	R	Wet	-	7,000	
2175	268/7	R	Wet	-	7,000	
2176	268/8	R	Wet	-	7,000	

ZONAL OFFICER


  
SUB COLLECTOR(REVENUE)

## VILLAGE : 12 - THIRUVETTAKUDY

Sl.No.	Survey .No.	G/R	Land Type	GLR Value		Remarks
				Sq. Feet (₹)	Per Are(₹)	
2177	268/9	R	Dry	-	7,000	
2178	269/1	R	Wet	-	7,000	
2179	269/2	R	Wet	-	7,000	
2180	269/3	R	Wet	-	7,000	
2181	269/4	R	Wet	-	7,000	
2182	269/5	R	Wet	-	7,000	
2183	269/6	G	GP	0	0	
2184	269/7	R	Wet	-	7,000	
2185	270/1	G	GP	0	0	
2186	270/2/A	R	Wet	-	7,000	
2187	270/2/B	R	Wet	-	7,000	
2188	270/3	R	Wet	-	7,000	
2189	270/4	R	Wet	-	7,000	
2190	270/5	R	Wet	-	7,000	
2191	270/6	R	Wet	-	7,000	
2192	270/7	R	Wet	-	7,000	
2193	270/8	R	Wet	-	7,000	
2194	271/1	G	GP	0	0	
2195	271/2	R	Wet	-	7,000	
2196	271/3	R	Wet	-	7,000	
2197	271/4	R	Wet	-	7,000	
2198	271/5	R	Wet	-	7,000	
2199	271/6	R	Wet	-	7,000	
2200	272/1	R	Wet	-	7,000	
2201	272/2	R	Wet	-	7,000	
2202	272/3	R	Wet	-	7,000	
2203	272/4	R	Wet	-	7,000	
2204	272/5	G	GP	0	0	
2205	272/6	R	Dry	-	7,000	
2206	272/7	R	Wet	-	7,000	
2207	273/1	R	Dry	-	7,000	
2208	273/2	R	Wet	-	7,000	

ZONAL OFFICER


 SUB COLLECTOR(REVENUE)

## VILLAGE : 12 - THIRUVETTAKUDY

Sl.No.	Survey .No.	G/R	Land Type	GLR Value		Remarks
				Sq. Feet (₹)	Per Are(₹)	
2209	273/3	R	Wet	-	7,000	
2210	274/1	R	Wet	-	7,000	
2211	274/2	R	Dry	-	7,000	
2212	274/3	R	Wet	-	7,000	
2213	275	G	GP	0	0	
2214	276/1	R	Dry	-	3,500	
2215	276/2	G	GP	0	0	
2216	276/2/A	R	LGR	-	0	
2217	276/2/B	R	LGR	-	0	
2218	276/2/C	R	LGR	-	0	
2219	276/2/D	R	LGR	-	0	
2220	276/2/E	R	LGR	-	0	
2221	276/2/E/1	R	LGR	-	0	
2222	276/2/F/1	R	LGR	-	0	
2223	276/2/G/1	G	Manai	0	0	
2224	276/2/Q	G	Manai	0	0	
2225	276/2/X	G	Manai	0	0	
2226	276/3	G	GP	0	0	
2227	276/4	G	Manai	0	0	
2228	276/5	R	Natham	0	-	Temple Land
2229	276/6	R	Natham	0	-	Temple Land
2230	276/7	G	GP	0	0	
2231	276/8	G	Manai	0	0	
2232	276/9	G	Manai	0	0	
2233	276/10	G	Manai	0	0	
2234	276/11	G	Manai	0	0	
2235	276/12	G	Manai	0	0	
2236	276/13	G	GP	0	0	
2237	276/14	G	Manai	0	0	
2238	276/15	G	Manai	0	0	
2239	276/16	G	Manai	0	0	
2240	276/17	G	Manai	0	0	

ZONAL OFFICER


 SUB COLLECTOR(REVENUE)

## VILLAGE : 12 - THIRUVETTAKUDY

Sl.No.	Survey .No.	G/R	Land Type	GLR Value		Remarks
				Sq. Feet (₹)	Per Are(₹)	
2241	276/18	G	GP	0	0	
2242	276/19	G	Manai	0	0	
2243	276/20	G	Manai	0	0	
2244	276/21	G	Manai	0	0	
2245	276/22	G	Manai	0	0	
2246	276/23	G	Manai	0	0	
2247	276/24	G	Manai	0	0	
2248	276/25	G	Manai	0	0	
2249	276/26	G	Manai	0	0	
2250	276/27	G	Manai	0	0	
2251	276/28	G	Manai	0	0	
2252	276/29	G	Manai	0	0	
2253	276/30	G	Manai	0	0	
2254	276/31	G	Manai	0	0	
2255	276/32	G	Manai	0	0	
2256	276/33	G	Manai	0	0	
2257	276/34	G	Manai	0	0	
2258	276/35	G	Manai	0	0	
2259	276/36	G	Manai	0	0	
2260	276/37	G	GP	0	0	
2261	276/38	G	Manai	0	0	
2262	276/39	G	Manai	0	0	
2263	276/40	G	Manai	0	0	
2264	276/41	G	Manai	0	0	
2265	276/43	G	Manai	0	0	
2266	276/44	G	Manai	0	0	
2267	276/45	G	Manai	0	0	
2268	276/46	G	Manai	0	0	

**CERTIFICATE**

Certified that all the survey numbers and all the sub-divisions of Wet, Dry, Manai and Commercial areas are included without any omission in the Guide Line Register pertaining to the year 2011-2012 in respect of No. 12 - THIRUVETTAKUDY Revenue Village of KOTTUCHERRY Firka.

**CERTIFICATE**

Certified that 100% verification of Guide Line Register for the year 2011 - 2012 in respect of No.12 - THIRUVETTAKUDY Revenue Village of KOTTUCHERRY Firka is done by me.

*May be approved.*

**Tahsildar**

*Approved.*

**Sub-Collector (Revenue)**